

RE: 2025 OPERATING AND CAPITAL BUDGET

Background:

An annual budget must be adopted prior to the end of the current fiscal year. Staff has prepared the 2025 Operating and Capital Budget for adoption in keeping with these requirements.

Analysis:

A summary of the 2025 Operating and Capital Budget, a detailed account of revenues and appropriations, and a budget message can be found within the budget book attached to this Council Bill.

Recommendation:

Staff recommends passage of this Bill as presented.

MEMO SUBMITTED BY:

Jennifer Evans | Director of Finance

jevans@nixa.com | 417-724-5625

1 **AN ORDINANCE OF THE COUNCIL OF THE CITY OF NIXA ADOPTING THE 2025**
2 **OPERATING AND CAPITAL BUDGET FOR THE CITY.**

3
4 **WHEREAS** Section 67.010 RSMo. requires the City to prepare an annual budget,
5 which shall present a complete financial plan for the ensuing year; and
6

7 **WHEREAS** Sections 8.2 and 8.3 of the City Charter require the City to prepare an
8 annual budget, which shall present a complete financial plan for the ensuing year; and
9

10 **WHEREAS** City Charter section 8.5 requires the adoption of an annual budget
11 prior to the end of the current fiscal year; and
12

13 **WHEREAS** the City Administrator has submitted to the Mayor and City Council a
14 Budget for the fiscal year beginning January 1, 2025, and ending on December 31, 2025,
15 said document being attached hereto as “Council Bill Exhibit A”; and
16

17 **WHEREAS** a general summary of the Budget and notice that City Council will hold
18 a public hearing on said Budget was published in compliance with City Charter section
19 8.5; and
20

21 **WHEREAS** the City Council, after a public hearing on the matter, desires to adopt
22 the Budget and authorize the appropriations contained therein.
23

24 **NOW THEREFORE, BE IT ORDAINED BY THE COUNCIL OF THE CITY OF**
25 **NIXA, AS FOLLOWS, THAT:**
26

27 **SECTION 1:** A budget for the City’s fiscal year beginning on January 1, 2025, and
28 ending December 31, 2025, titled the “2025 Operating and Capital Budget” (“Budget”),
29 which is attached hereto as “Council Bill Exhibit A,” is hereby adopted. The document
30 attached hereto as “Council Bill Exhibit A” is incorporated by reference as though fully set
31 forth herein.
32

33 **SECTION 2:** From January 1, 2025, the effective date of the Budget, the amounts
34 as shown thereon are hereby appropriated for the various departments, offices, agencies,
35 and purposes specified therein.
36

37 **SECTION 3:** The City Administrator is directed and authorized to cause the
38 appropriate accounting entries to be made in the books and records of the City so as to
39 reflect the revenues and appropriations contained in the Budget.
40

41 **SECTION 4:** This Ordinance shall be in full force and effect from and after its final
42 passage by the City Council and after its approval by the Mayor, subject to the provisions
43 of section 3.11(g) of the City Charter.
44
45
46

47 **ADOPTED BY THE COUNCIL THIS 17th DAY OF December 2024.**

48

49

50

ATTEST:

51

52

53 _____
PRESIDING OFFICER

CITY CLERK

54

55

56 **APPROVED BY THE MAYOR THIS _____ DAY OF December 2024.**

57

58

ATTEST:

59

60

61 _____
MAYOR

CITY CLERK

62

63

64 APPROVED AS TO FORM:

65

66

67 _____
CITY ATTORNEY

2025

OPERATING AND CAPITAL BUDGET

CITY OF NIXA, MISSOURI



CITY OF NIXA, MISSOURI
 2025 OPERATING AND CAPITAL BUDGET
 Table of Contents

		PAGES
BUDGET MESSAGE	1-3	
ELECTED OFFICIALS	4	
INTRODUCTION AND OVERVIEW	5-9	
Vision Statement		5
Organizational Chart		6
Position Counts		7
Budget Process		8
Basis of Budgeting		9
BUDGET SUMMARY	10-12	
Budget Dashboard		10
Chart of Revenues and Expense		11
Cash Balances and Restrictions		12
CAPITAL BUDGET	13-24	
Capital Projects by Department		16-24
DEBT SCHEDULES	25-28	
OPERATING BUDGET	29-83	
Detailed Revenue and Expense		
Budgets by Fund and Department		
ENTERPRISE FUNDS	31-49	
<i>FUND</i>		
ELECTRIC		31-35
<i>FUND</i>		
WATER	36-42	
<i>DEPARTMENT</i>		
Water		36-39
Utility Billing		40-42
<i>FUND</i>		
WASTEWATER	43-49	
<i>DEPARTMENT</i>		
Wastewater		43-46
Recycle		47-49
<i>FUND</i>		
GENERAL FUND	50-76	
<i>DEPARTMENT</i>		
Administration		50-53
Communications		54-55
Finance		56-57
Legal		58-59
Economic Development		60
Human Resources		61-62



CITY OF NIXA, MISSOURI
2025 OPERATING AND CAPITAL BUDGET
Table of Contents

	Police		63-66
	Parks		67-71
	Planning & Development		72-74
	Stormwater		75-76
	SPECIAL REVENUE FUNDS	77-83	
<i>FUND</i>			
	STREETS	77-82	
<i>DEPARTMENT</i>			
	Streets		77-80
	Central Garage		81-82
<i>FUND</i>			
	ARPA	83	



Nixa City Hall
P.O. Box 395
715 W. Mt. Vernon St.
Nixa, MO 65714
Office: 417-725-3785

Date: November 14, 2025
To: City Council, Mayor Giddens
From: Jimmy Liles, C.A.
Subject: 2025 Budget

Staff respectfully submits a balanced 2025 budget for Council's approval. The 2025 budget projects total City revenues at \$90,126,916, with total operating expenses at \$24,969,182 and personnel expenses of \$18,051,859. During 2025, the City will pay-out \$1,573,749 in debt and leases. Capital Improvement project (CIPs) expenditures for 2025 are slated at \$43,771,313. These CIPs include \$150,000 for improvements, \$16,044,000 for buildings, \$2,300,334 for building improvements, \$1,511,036 for vehicles, \$1,786,500 for equipment, and \$21,729,443 for infrastructure. The City's end-of-year unrestricted fund balance is projected at \$27,171,853.

As prepared, the 2025 budget affords across the board 2.5% Cost of Living Adjustment (COLA) for each employee, effective January 1, 2025. In 2023, The City contracted with CBIZ to conduct a compensation study. The results of the study provided an updated pay scale along with the 25th, 50th, and 75th percentiles of the market. In 2024, the personnel expenses within the budget included an increase to the appropriate salaries, as determined by CBIZ, to bring City staff up to the 25th percentile of the market. The 2025 budget includes increases to the appropriate salaries to bring every position to at least the 37.5th percentile. Due to difficulties in filling open positions and retaining employees, most employees in the Street Department, Water Department, and Wastewater departments are budgeted at the 50th percentile. This increase includes employees in those departments that are at a pay grade of 9 or below.

The 2025 budget includes an overall rise in medical insurance costs of 5%. This increase in cost will include a 5% rise in employee costs as well as the City's costs. Dental, vision and life insurance will remain with Kansas City Life and will see no increase in 2025. The City also affords employees with a retirement plan that is known as LAGERS. The City of Nixa is a non-contributory city, which means the City pays 100% of the costs for LAGERS. In 2025, the general employee's costs went from 16.3% to 17.3% and the police officers went up from 16.1% to 17.1%.

General Fund: The 2025 projected total revenue for the City's General Fund is \$36,793,176 with operating and personnel expenditures at \$15,245,797. The total projected revenue includes a projected amount of \$2,886,003 from the public safety tax as well as bond proceeds in the amount of \$15,000,000 that will be used for a new police department and is expected to be issued early in 2025.

The Administration's 2025 CIPs total \$1,112,601. This includes \$1,020,101 for building improvements and \$92,500 for equipment. The building improvements include the administration's portion of a City Hall remodel. For a detailed list of CIPs, please see the 2025 Capital Improvement Program.

Police: The 2025 budget shows a total revenue of \$18,743,160 with operating and personnel expenditures at \$6,790,603. This revenue includes the public safety sales tax projections of \$2,886,003 as mentioned above. Two additional police officers are budgeted for 2025.

The department has one CIP included in the 2025 budget. This CIP expenditure is for the design and construction of the new police department and totals \$15,394,000.

Parks: The 2025 budget anticipates a total revenue of \$1,319,706 with operating and personnel expenditures at \$1,988,405. The personnel expenses include an additional building and grounds maintenance person.

The Park Department's 2025 CIPs total \$727,500. This includes \$150,000 for improvements, \$27,500 for equipment and \$550,000 for infrastructure. For a detailed list of CIPs, please see the 2025 Capital Improvement Program.

Planning and Development: The 2025 projected total operating revenues for the Planning and Development Department are \$364,750 with operating and personnel expenditures at \$887,166.

The Planning and Development Department has no CIPs budgeted for 2025.

Street / Central Garage: The 2025 budget anticipates a total revenue of \$5,791,001 with operating and personnel expenditures at \$2,967,449. The 2025 Street fund budget anticipates an unrestricted funds end-of-year balance of \$38,322.

There are multiple CIP projects scheduled for 2025 totaling \$5,601,916 for the Street Department. The Street Department's CIP projects include \$169,591 for building improvements, \$6,036 for vehicles, \$27,500 for equipment, and \$5,398,788 for infrastructure. For a detailed list of CIPs, please see the 2025 Capital Improvement Program.

Stormwater: The Stormwater Fund is budgeting \$19,000 in total revenue. The stormwater fund has total operating and personnel expenditures in the amount of \$177,721.

The Stormwater fund has one CIP budgeted at \$888,000 for Cherry Street stormwater improvements.

City of Nixa Enterprise Funds

Water / Utility Billing: The budget anticipates total revenues of \$14,824,555 and projected operating and personnel expenses of \$4,059,265. The Department anticipates an unrestricted funds end-of-year balance of \$7,549,378.

The Water Department has CIP projects budgeted for 2025 totaling \$5,998,909 and Utility Billing has CIP projects totaling \$34,000. The Water Department CIP projects include \$200,00 for buildings, \$395,909 for building improvements, \$140,000 for vehicles, \$4,943,000 for infrastructure, and \$320,000

for equipment. The Utility Billing Department's one CIP project for \$34,000 is for expenses related to a payment kiosk. For a detailed list of CIPs, please see the 2025 Capital Improvement Program.

Wastewater/Recycle: The Wastewater/Recycling Departments are budgeting \$13,162,555 in total revenues. The Wastewater Department anticipates operating and personnel expenses of \$2,958,667. The Department anticipates an unrestricted funds end-of-year balance of \$7,157,314.

The Wastewater Department's CIPs budgeted for 2025 total \$7,444,657. These include \$450,000 for buildings, \$1,025,000 for equipment, \$300,000 for vehicles, \$5,320,000 for infrastructure, and \$349,657 for building improvements. For a complete list of CIP projects, please see the 2025 Capital Improvement Program.

Electric: The Electric Department has a beginning balance of \$21,145,325 and has anticipated revenues of \$19,370,629. The Department anticipates operating and personnel expenses totaling \$17,789,864. The Department anticipates an unrestricted fund end-of-year balance of \$6,274,742.

The Electric Department's budgeted CIPs for 2025 total \$6,577,730. These include \$365,075 for building improvements, \$1,065,000 for vehicles, \$260,000 for equipment, and \$4,637,655 for infrastructure. For a complete list of CIP projects, please see the 2025 Capital Improvement Program.

Debt Service: At the onset of 2025, the Water and Wastewater Departments have a combined debt of \$2,595,000. The Water Department's special obligation bonds portion of the outstanding debt is \$2,540,000 and will retire in 2032. The Wastewater Department has an outstanding debt of \$55,000 and will retire in 2025. Outstanding debt at the end of 2025 is anticipated to be \$2,255,000.

Summary

For 2025, we have projected general sales tax revenues to remain steady, following lower-than-expected sales tax collections in 2024. However, the use tax has exceeded projections, helping offset the slower growth in general sales tax. By scaling back CIP spending in 2024, we have effectively built our reserve levels to a healthy position. Combined with stable utility revenues, these factors ensure the City of Nixa remains in a strong financial position.

Sincerely,



Jimmy Liles | City Administrator
jliles@nixa.com | 417-725-3785



City of Nixa, Missouri

Principal Officials as of January 1, 2025

Jarad Giddens, Mayor

Zern Vess, District I

Matt Ogden, District I

Shawn Lucas, District II

Aron Peterson, District II

Darlene Graham, District III

Kelly Morris, District III

Appointed

City Administrator – Jimmy Liles

Chief of Police – Joe Campbell

City Attorney – Nick Woodman

City Clerk – Bekka Coffey

Leadership Team

Assistant City Administrator – Cindy Robbins

Director of Utilities and Public Works/Assistant City Administrator – Doug Colvin

Director of Planning and Development – Scott Godbey

Director of Parks and Recreation – Matt Crouse

Director of Human Resources – Amanda Hunsucker

Director of Communications – Summer Rascoll

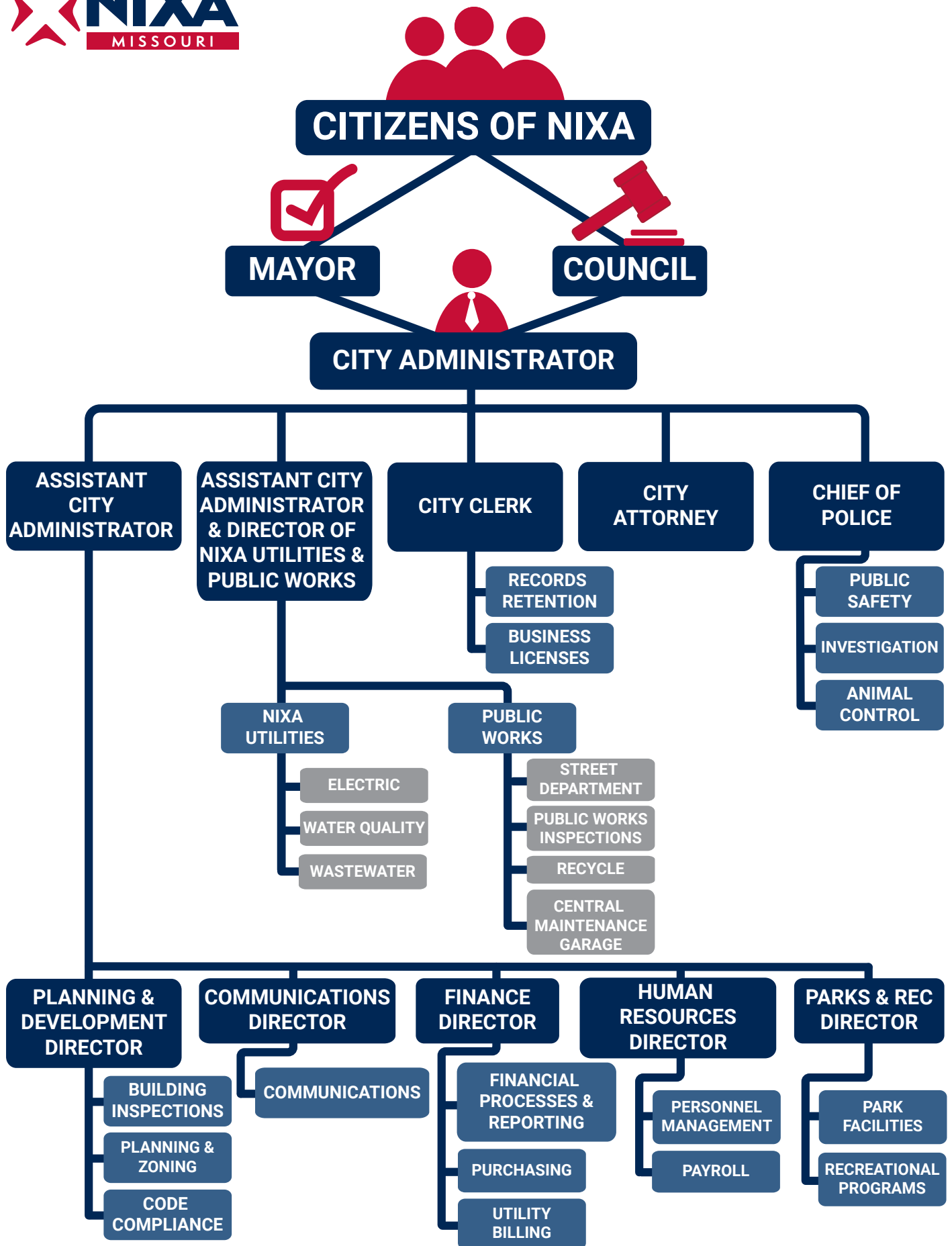
Director of Finance – Jennifer Evans



Vision Statement

The City of Nixa will be a high-performance government creating a safe community, reliable infrastructure, and sustainable economy with a vibrant atmosphere united by hometown spirit.

- We will continue to create effective, diverse and innovative teams within the municipal organization which will use efficient processes to produce measurable and actionable results as we provide high-quality public services in a way that is clear, accountable, and financially responsible, while engaging citizens and residents.
- We will promote an exceptional quality of life through partnerships and proactive measures to ensure Nixa is safe, healthy, and welcoming.
- We will develop and maintain future-proof infrastructure designed to meet current needs and accommodate growth. We will provide safe, reliable, and environmentally friendly services.
- We will help our local businesses continue to thrive and expand, while developing an atmosphere of entrepreneurship. We will engage in partnerships to create an environment which fosters the job skills and workforce required to succeed in tomorrow's economy. We will invest in our community to attract further private investment and economic development.
- We will cultivate vibrant, unique, and accessible spaces which attract and benefit residents, businesses, and visitors. We will seek to add local flavor to new and existing spaces where people will want to spend time. Public spaces will offer fun and healthy recreational opportunities for all.
- We will engage, inform, and partner with residents, non-profits, and businesses to foster a sense of unity and inclusion across our diverse and growing community to preserve a shared sense of small-town pride and interconnection. We will invite participation in events, programs, and experiences that bring us together to enhance our quality of life.





Position Counts

Full Time Positions (does not include parttime or seasonal employees)

Department	Prior Year 2023	Current Year 2024	Budget Year 2025
Administration	11	14	15*
Finance	6	6	6
Police	50	52	54~
Streets	15	17	17
Parks	11	12	13+
Planning & Development	8	8	8
Electric	16	17	17
Water	10	10	10
Wastewater/Recycle	15	16	16
Utilities/Public Works	21	21	21
Total	163	171	175

*Addition of Human Resources Specialist

~Addition of two Police Officers

+Addition of full time Building and Maintenance position



Budget Process

Although Missouri State Statutes only require that General fund and Special Revenue funds be annually appropriated, according to Part I, Article VIII, Section 8.3 of the City of Nixa's Home Rule Charter, all City funds are budgeted. Budgets are viewed as a management control tool and a financial plan to monitor and measure expenditure levels. Budgeting of the enterprise activity is necessary to ensure the level of user rates is sufficient to cover costs and meet bondholder requirements for debt coverage.

The annual budget is adopted before the beginning of the fiscal year. After the budget is established, Council may make any budgetary amendments by Ordinance. The City Council sets the parameters for the annual budget process, including priority of services, balancing the budget and internal controls.

The budget calendar for the City of Nixa's 2025 Budget is as follows:

- \$ August 30
 - Deadline for operating budgets, personnel requests, and basic project set-up
- \$ September 9
 - Project set-up complete – available for entry into budget
- \$ September 9-12
 - Meetings with Executive Leadership and Finance Director to discuss departmental operating budget.
- \$ September 16
 - Capital Budgets due.
- \$ October 1
 - Budget Work Session with Council to present preliminary Budget.
- \$ October 8
 - Budget Draft presented to Council.
- \$ October 22
 - Budget draft presented to Council.
- \$ November 4
 - Public improvements included in the CIP plan presented to Planning and Zoning Commission for approval.
- \$ November 12
 - Council Meeting – Final draft presented to Council.
- \$ November 26
 - First reading of budget Ordinance
- \$ December 17
 - Second reading – adoption of budget ordinance
 - Resolution for 5-year CIP presented to Council.



Basis of Budgeting

The City of Nixa uses a “cash basis” of budgeting for all fund types. This means that the city budget is based on expected cash receipts and disbursements. Encumbrances and depreciation are not budgeted. The City’s total proposed expenditures may not exceed the estimated revenues to be received plus any unencumbered cash reserves estimated to be on hand at the beginning of the budget year. In the case of an emergency or a contingency, which was not reasonably foreseeable, a budget amendment would be required.

The City’s budget represents a financial plan for the fiscal year setting forth all estimated expenditures, revenues, and other financing sources for the ensuing budget year, together with the corresponding figures for the previous fiscal year. In estimating the anticipated revenues, consideration must be given to any unexpected surpluses and the historical data of sales tax receipts. Further, the budget must show a balanced relationship between the total proposed expenditures and the total anticipated revenues with the inclusion of beginning funds.

Basis of Accounting

All governmental fund types use the modified accrual basis of accounting. Under the modified accrual basis of accounting, revenues are recognized when susceptible to accrual (i.e., when they become both measurable and available). “Measurable” means the amount of the transaction can be determined and “available” means collectible within the current period or soon enough thereafter to be used to pay liabilities of the current period. Expenditures are recorded when the related fund liability is incurred. Principal and interest on general long-term debt are recorded as fund liabilities when due. Those revenues susceptible to accrual are sales and use taxes, Missouri County Aid Road Trust (CART) funds, and franchise tax.

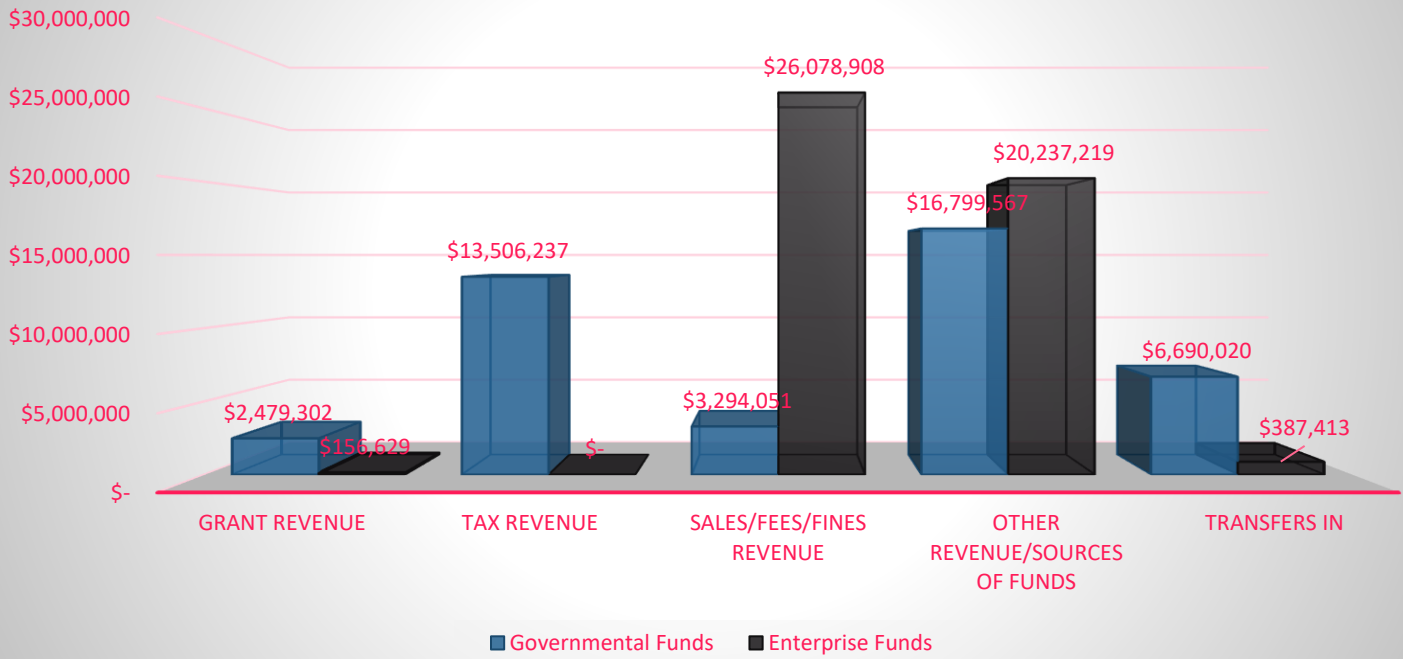
Proprietary fund types utilize the accrual basis of accounting. Under this method, revenues are recorded when earned and expenses are recorded at the time liabilities are incurred.



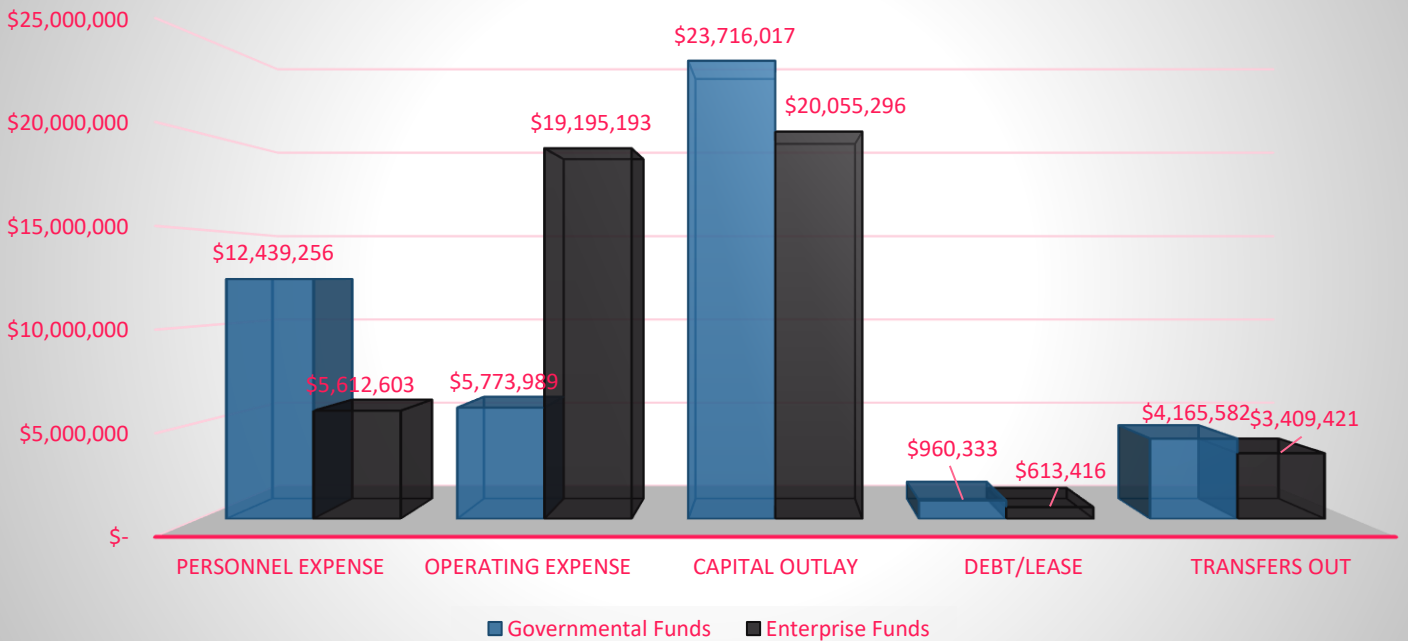
City of Nixa, Missouri 2025 Budget Dashboard

	1/1/2025 Beginning Cash Balance	Grant Revenue	Tax Revenue	Sales/Fees/Fines Revenue	Other Revenue/Sources of funds	Transfers In	Total Revenue	Personnel Expense	Operating Expense	Capital Outlay	Debt/Lease	Transfers Out	Total Expense	Revenue over Expenses	Restricted Reserves	12/31/2025 Estimated Ending Balance Unrestricted Funds
General Fund																
Administration	\$ 10,323,250		\$ 7,731,980	\$ 1,673,571	\$ 425,000	\$ 6,514,510	\$ 16,345,061	\$ 1,815,355	\$ 1,803,916	\$ 1,112,601		\$ 35,887	\$ 4,767,758	\$ 11,577,303	\$ (6,667,947)	\$ 15,232,607
Communications							-	251,557	62,130				313,687	(313,687)		(313,687)
Finance							-	588,758	43,189				631,947	(631,947)		(631,947)
Legal							-	394,345	55,968				450,312	(450,312)		(450,312)
Economic Development		1,500					1,500	-	38,625				38,625	(37,125)		(37,125)
Human Resources							-	280,494	67,566				348,060	(348,060)		(348,060)
Police		8,500	2,886,003	68,820	15,779,837		18,743,160	5,687,247	1,103,356	15,394,000	875,861	15,629	23,076,092	(4,332,933)		(4,332,933)
Park		2,900		1,141,660	175,146		1,319,706	1,368,608	619,797	727,500		7,815	2,723,720	(1,404,014)		(1,404,014)
Planning & Development				364,000	750		364,750	755,174	131,992			1,295	888,461	(523,711)		(523,711)
Stormwater				11,000	8,000		19,000	4,400	173,321	880,000			1,057,721	(1,038,721)		(1,038,721)
Total General Fund	\$ 10,323,250	\$ 12,900	\$ 10,617,983	\$ 3,259,051	\$ 16,388,732	\$ 6,514,510	\$ 36,793,176	\$ 11,145,939	\$ 4,099,858	\$ 18,114,101	\$ 875,861	\$ 60,626	\$ 34,296,384	\$ 2,496,793	\$ (6,667,947)	\$ 6,152,096
Special Revenue Funds																
Streets/Central Garage	\$ 4,377,898	\$ 2,466,402	\$ 2,888,255	\$ 35,000	\$ 225,834	\$ 175,510	\$ 5,791,001	\$ 1,293,317	\$ 1,674,132	\$ 5,601,916	\$ 84,472	\$ 306,333	\$ 8,960,169	\$ (3,169,168)	\$ (1,170,408)	\$ 38,322
ARPA	3,613,624				185,000		185,000					3,798,624	3,798,624	(3,613,624)		-
Total Special Revenue Funds	\$ 7,991,522	\$ 2,466,402	\$ 2,888,255	\$ 35,000	\$ 410,834	\$ 175,510	\$ 5,976,001	\$ 1,293,317	\$ 1,674,132	\$ 5,601,916	\$ 84,472	\$ 4,104,957	\$ 12,758,793	\$ (6,782,792)	\$ (1,170,408)	\$ 38,322
Total Governmental Funds	\$ 18,314,773	\$ 2,479,302	\$ 13,506,237	\$ 3,294,051	\$ 16,799,567	\$ 6,690,020	\$ 42,769,177	\$ 12,439,256	\$ 5,773,989	\$ 23,716,017	\$ 960,333	\$ 4,165,582	\$ 47,055,177	\$ (4,286,000)	\$ (7,838,355)	\$ 6,190,418
Enterprise Funds																
Electric	\$ 21,145,325	\$ 156,629		\$ 17,939,500	\$ 1,274,500		\$ 19,370,629	\$ 2,498,309	\$ 15,291,555	\$ 6,577,730	\$ 44,325	\$ 2,169,690	\$ 26,581,609	\$ (7,210,980)	\$ (7,659,603)	\$ 6,274,742
Water/Utility Billing	5,739,490			4,068,353	9,871,219	884,984	14,824,555	1,832,211	2,227,054	6,032,909	477,473	649,156	11,218,804	3,605,752	(1,795,864)	7,549,378
Wastewater/Recycle	7,158,437			4,071,055	9,091,500		13,162,555	1,282,083	1,676,584	7,444,657	91,618	590,575	11,085,517	2,077,038	(2,078,161)	7,157,314
Total Enterprise Funds	\$ 34,043,252	\$ 156,629	\$ -	\$ 26,078,908	\$ 20,237,219	\$ 884,984	\$ 47,357,739	\$ 5,612,603	\$ 19,195,193	\$ 20,055,296	\$ 613,416	\$ 3,409,421	\$ 48,885,929	\$ (1,528,190)	\$ (11,533,628)	\$ 20,981,435
Total Government, ALL FUNDS	\$ 52,358,025	\$ 2,635,931	\$ 13,506,237	\$ 29,372,959	\$ 37,036,786	\$ 7,575,004	\$ 90,126,916	\$ 18,051,859	\$ 24,969,182	\$ 43,771,313	\$ 1,573,749	\$ 7,575,004	\$ 95,941,106	\$ (5,814,189)	\$ (19,371,983)	\$ 27,171,853

Revenues by Category



Expenses by Category





City of Nixa, Missouri 2025
Cash Balances and Restricted Reserves

	General	Street	ARPA	Electric	Water	Wastewater	
Cash	\$ 2,919,473	\$ 1,239,969		\$ 9,910,979	\$ 2,079,967	\$ 1,143,140	
Savings, Miscellaneous	735,831	1,967,522	3,613,624	6,332,512	2,579,959	4,495,870	
Savings, Specific	1,284,612			884,821	-	666,587	
Petty Cash/Cash for drawers	2,100			1,400			
Operating Reserves	4,573,739	741,862		6,773,382	1,795,864	1,411,472	
Debt Service Reserves						102	
Impact Fees	671,576						
Funds Held in Escrow for Future Projects	134,348	428,546					
Forfeited Property	1,572						
TOTAL	\$ 10,323,250	\$ 4,377,898	\$ 3,613,624	\$ 23,903,094	\$ 6,455,790	\$ 7,717,171	\$ 56,390,827
TOTAL Unrestricted	3,655,304	3,207,490	3,613,624	16,243,491	4,659,926	5,639,010	37,018,845
Total Restricted	6,667,947	1,170,408	-	7,659,603	1,795,864	2,078,161	19,371,983

2025

CAPITAL BUDGET

**CITY OF NIXA,
MISSOURI**



Capital Projects by Department

Administration

- Building Improvements \$1,020,101
- Equipment \$ 92,500
- Total** \$1,112,601

Police

- Buildings \$15,394,000
- Total** \$15,394,000

Parks

- Improvements \$150,000
- Equipment \$ 27,500
- Infrastructure \$550,000
- Total** \$727,500

Stormwater

- Infrastructure \$880,000
- Total** \$880,000

Streets

- Building Improvements \$ 169,591
- Vehicles \$ 6,036
- Equipment \$ 27,500
- Infrastructure \$5,398,788
- Total** \$5,601,916

Electric

- Land \$ 250,000
- Building Improvements \$ 365,075
- Vehicles \$1,065,000
- Equipment \$ 260,000
- Infrastructure \$4,637,655
- Total** \$6,577,730

Water

- Buildings \$ 200,000
- Building Improvements \$ 395,909
- Vehicles \$ 140,000
- Equipment \$ 320,000
- Infrastructure \$ 4,943,000
- Total** \$5,998,909

Utility Billing

- Payment Kiosks \$ 34,000
- Total** \$ 34,000

Wastewater/Recycle

- Buildings \$ 450,000
- Building Improvements \$ 349,657
- Vehicles \$ 300,000
- Equipment \$1,025,000
- Infrastructure \$5,320,000
- Total** \$7,444,657

TOTAL CAPITAL

- Land \$ 250,000
- Improvements \$ 150,000
- Buildings \$16,044,000
- Building Improvements \$ 2,300,334
- Vehicles \$ 1,511,036
- Equipment \$ 1,786,500
- Infrastructure \$21,729,443
- Total** \$43,771,313



City of Nixa, Missouri
2025 Capital Improvement Project Report

CIP by Department

Department	Total Capital Budget	
Administration	\$	1,112,601
Police		15,394,000
Park		727,500
Planning & Development		-
Stormwater		880,000
Street		5,601,916
Electric		6,577,730
Water		5,998,909
Utility Billing		34,000
Wastewater/Recycle		7,444,657
TOTAL	\$	43,771,313

CIP by Category

Category	Total Capital Budget	
Land	\$	250,000
Improvements		150,000
Buildings		16,044,000
Building Improvements		2,300,334
Vehicles		1,511,036
Equipment		1,786,500
Infrastructure		21,729,443
Intangible Assets		-
TOTAL	\$	43,771,313



City of Nixa, Missouri

Capital Projects 2025

Electric Fund

Project #	Description	Account	Category	Previously Spent	2025
					Budget
AD202403	CITY HALL REMODEL	01-700-5451004-AD202403	Building Improvements		\$ 365,074.59
E202004	WEST HWY 14 LIGHTING	01-700-5452500-e202004	Infrastructure		\$ 47,500.00
E202103	LEANN TO NICHOLAS TIE LINE	01-700-5452500-E202103	Infrastructure	298,950.96	260,000.00
E202109	AMI METER REPLACEMENT	01-700-5452500-E202109	Infrastructure	1,430.00	1,718,000.00
E202201	TRACKER TO CHEYENNE TIE	01-700-5452500-E202201	Infrastructure	850,978.26	126,500.00
E202203	SMALL BUCKET TRUCK	01-700-5451500-E202203	Vehicles		215,000.00
E202206	SOUTH TRUMAN	01-700-5452500-E202206	Infrastructure	485,411.97	65,000.00
E202305	TWO MAN BUCKET TRUCK	01-700-5451500-E202305	Vehicles		390,000.00
E 202402	URD 3-PHASE TO NEW OAKMONT LIFT STATION	01-700-5452500-E202402	Infrastructure	6,241.58	376,380.00
E 202408	LIGHTING FOR SIDEWALK ON OLD WILDERNESS	01-700-5452500-E202408	Infrastructure	4,040.00	131,775.00
E202501	NEW SUBSTATION	01-700-5452500-E202501	Infrastructure		1,750,000.00
E202503	FORESTRY BUCKET TRUCK	01-700-5451500-E202503	Vehicles		225,000.00
E202504	BACK YARD MACHINE WITH MATERIAL HANDLER	01-700-5452000-E202504	Equipment		260,000.00
E202505	SERVICE BUCKET TRUCK	01-700-5451500-E202505	Vehicles		235,000.00
E202508	NEW SUB LAND ACQUISITION	01-700-5450000-E202508	Land		250,000.00
E202510	LEANN DR	01-700-5452500-E202510	Infrastructure		162,500.00
				\$ 1,647,053	\$ 6,577,730

Category	Budget
Land	\$ 250,000.00
Improvements	-
Buildings	-
Building Improvements	365,075
Vehicles	1,065,000
Equipment	260,000
Infrastructure	4,637,655
Intangible Assets	-
	\$ 6,577,730



City of Nixa, Missouri Capital Projects 2025

Water Fund

Project #	Description	Account	Category	Previously Spent	2025
					Budget
AD202403	CITY HALL REMODEL	02-800-5451004-AD202403	Building Improvements		\$ 395,909.39
W202101	AMI METERING CONVERSION	02-800-5452500-W2021-01	Infrastructure		1,718,000.00
W202201	N MAIN TO HWY CC WATER MAIN	02-800-5452500-W2022-01	Infrastructure		425,000.00
W202202	REPLACEMENT TRUCK	02-800-5451500-W2022-02	Vehicles		140,000.00
W202204	BULK FILL WATER STATION #2	02-800-5452500-W2022-04	Infrastructure	5,430.84	100,000.00
W202401	WATER TOWER #9	02-800-5452500-W202401	Infrastructure		2,700,000.00
W202501	NEW EXCAVATOR	02-800-5452000-W202501	Equipment		160,000.00
W202502	EQUIPMENT BUILDING	02-800-5450500-W202502	Buildings		200,000.00
W202503	DUMP TRUCK	02-800-5452000-W202503	Equipment		160,000.00
				\$ 5,431	\$ 5,998,909

Category	Budget
Land	\$ -
Improvements	-
Buildings	200,000
Building Improvements	395,909
Vehicles	140,000
Equipment	320,000
Infrastructure	4,943,000
Intangible Assets	-
	\$ 5,998,909



City of Nixa, Missouri
Capital Projects 2025

Utility Billing

Project #	Description	Account	Category	Previously Spent	2025
					Budget
UB202301	PAYMENT KIOSKS	02-850-5452000-UB2023-01	Equipment	\$ 116,519.11	\$ 34,000.00
				\$ 116,519	\$ 34,000

Category	Budget
Land	\$ -
Improvements	-
Buildings	-
Building Improvements	-
Vehicles	-
Equipment	34,000
Infrastructure	-
Intangible Assets	-
	<u>34,000</u>



City of Nixa, Missouri Capital Projects 2025

Wastewater Fund

Project #	Description	Account	Category	Previously Spent	2025
					Budget
AD202403	CITY HALL REMODEL	03-900-5451004-AD202403	Building Improvements		349,657.19
WW202206	SW REGIONAL LIFT STATION	03-900-5452500-WWC2022-06	Infrastructure	368,946.40	4,320,000.00
WWT202305	TUSCANY WW GENERATOR	03-900-5452000-WWT2023-05	Equipment		80,000.00
WW202401	SLUDGE HOLDING BASIN	03-900-5452500-WW202401	Infrastructure		1,000,000.00
WW202407	NEW UV SYSTEM FOR NIXA WWTF	03-900-5452000-WW202407	Equipment	58,325.00	625,000.00
WW202405	NEW SLUDGE TRUCK	03-900-5451500-WW202405	Vehicles	11,890.58	300,000.00
WW202501	BENTWATER LS GENERATOR	03-900-5452000-WW202501	Equipment		33,000.00
WW202502	SUPER 8 LS CONTROL PANEL	03-900-5452000-WW202502	Equipment		17,000.00
WW202503	COMPOST FACILITY EXPANSION	03-900-5450500-WW202503	Buildings		300,000.00
WW202505	SEWER ROVER CAMERA	03-900-5452000-WW202505	Equipment		155,000.00
WW202506	BLUE BIRD LS CONTROL PANEL	03-900-5452000-WW202506	Equipment		55,000.00
WW202507	INMAN BIOXIDE TANK AND FEED PUMP	03-900-5452000-WW202507	Equipment		60,000.00
REC202502	EQUIPMENT BUILDING FOR RECYCLE CENTER	03-950-5450500-REC202502	Buildings		150,000.00
				439,161.98	7,444,657.19

Category	Budget
Land	\$ -
Improvements	-
Buildings	450,000
Building Improvements	349,657
Vehicles	300,000
Equipment	1,025,000
Infrastructure	5,320,000
Intangible Assets	-
	\$ 7,444,657



City of Nixa, Missouri
Capital Projects 2025

General Fund - Administration

Project #	Description	Account	Category	Previously Spent	2025
					Budget
AD202403	CITY HALL REMODEL	11-100-5451004-AD202403	Building Improvements		920,101.02
AD202504	REMODEL OF UB OFFICE	11-100-5451004-AD202504	Building Improvements		100,000.00
	IT HARDWARE	11-100-5452500	Equipment		92,500.00
				0.00	1,112,601.02

Category	Budget
Land	\$ -
Improvements	-
Buildings	-
Building Improvements	1,020,101
Vehicles	-
Equipment	92,500
Infrastructure	-
Intangible Assets	-
	\$ 1,112,601



City of Nixa, Missouri
Capital Projects 2025

General Fund - Police

Project #	Description	Account	Category	Previously Spent	2025
					Budget
PD202403	POLICE DEPARTMENT BUILDING	11-200-5450500-PD202403	Buildings	88,753.58	15,394,000.00
				<u>88,753.58</u>	<u>15,394,000.00</u>

Category	Budget
Land	\$ -
Improvements	-
Buildings	15,394,000
Building Improvements	-
Vehicles	-
Equipment	-
Infrastructure	-
Intangible Assets	-
	<u>\$ 15,394,000</u>



City of Nixa, Missouri
Capital Projects 2025

General Fund - Park

Project #	Description	Account	Category	Previously Spent	2025
					Budget
PK202503	EOFF PARK DEVELOPMENT - NORTH PARCEL	11-400-5451000-PK202503	Improvements		150,000.00
PK202505	SKATE PARK	11-400-5452500-PK202505	Infrastructure		50,000.00
PK202506	SPLASH PAD	11-400-5452500-PK202506	Infrastructure		500,000.00
PK202509	DUMPING TRAILER	11-400-5452000-PK202509	Equipment		10,000.00
PK202510	FITNESS EQUIPMENT - NUSTEP	11-400-5452000-PK202510	Equipment		10,000.00
PK202511	BLUETOOTH AUDIO SYSTEM FOR FITNESS CENTER	11-400-5452000-PK202511	Equipment		7,500.00
				0.00	727,500.00

Category	Budget
Land	\$ -
Improvements	150,000
Buildings	-
Building Improvements	-
Vehicles	-
Equipment	27,500
Infrastructure	550,000
Intangible Assets	-
	\$ 727,500



City of Nixa, Missouri
Capital Projects 2025

General Fund - Stormwater

Project #	Description	Account	Category	Previously Spent	2025
					Budget
SW202001	CHERRY ST STORMWATER	11-600-5452500-SW2020-01	Infrastructure	865,905.40	880,000.00
				<u>865,905.40</u>	<u>880,000.00</u>

Category	Budget
Land	\$ -
Improvements	-
Buildings	-
Building Improvements	-
Vehicles	-
Equipment	-
Infrastructure	880,000
Intangible Assets	-
	<u>\$ 880,000</u>



City of Nixa, Missouri
Capital Projects 2025

Streets Fund

Project #	Description	Account	Category	Previously Spent	2025 Budget
AD202403	CITY HALL REMODEL	13-300-5451004-AD202403	Building Improvements		169,591.41
ST202102	NORTH ST IMPROVEMENTS	13-300-5452500-ST2021-02	Infrastructure	344,961.36	226,773.00
ST202203	MAIN, TRACKER TO CC	13-300-5452500-ST2022-03	Infrastructure	545,514.36	3,556,993.00
ST202302	MAIN ST NORTH ST TO 14	13-300-5452500-ST2023-02	Infrastructure	6,621.48	12,622.19
ST202304	CHEYENNE RD MULTI USE PATH	13-300-5452500-ST202304	Infrastructure	51,896.09	1,142,400.00
ST202402	SIDEWALK ON OLD WILDERNESS	13-300-5452500-ST202402	Infrastructure	12,423.00	460,000.00
ST202403	AFTERMARKET VEHICLE UPFIT	13-300-5451500-ST202403	Vehicles	12,692.50	6,036.14
ST202505	NEW LINE PAINTER FOR THE STREET DEPT	13-300-5452000-ST202505	Equipment		27,500.00
				974,108.79	5,601,915.74

Category	Budget
Land	\$ -
Improvements	-
Buildings	-
Building Improvements	169,591
Vehicles	6,036
Equipment	27,500
Infrastructure	5,398,788
Intangible Assets	-
\$	5,601,916

2025

DEBT SCHEDULES

CITY OF NIXA, MISSOURI

CITY OF NIXA, MISSOURI
DEBT SERVICE REQUIREMENTS, ALL FUNDS

<i>Description</i>	Amount Due in 2025				<i>Annual Debt Service Payment</i>	<i>Outstanding as of 12/31/2025</i>	<i>Maturity Date</i>
	<i>Outstanding as of 12/31/2024</i>	<i>Principal</i>	<i>Interest</i>				
Governmental Funds							
TOTAL Governmental Funds	\$ -	\$ -	\$ -	\$ -	\$ -	\$ -	-
Enterprise Funds							
Series 2022A Special Obligation Bonds - RDE water system	2,540,000	285,000	92,544	377,544	2,255,000		6/1/2032
Series 2013 WWTP Refunding Certificates of Participation (2006)	55,000	55,000	756	55,756		-	6/1/2025
TOTAL Enterprise Funds	\$ 2,595,000	\$ 340,000	\$ 93,300	\$ 433,300	\$ 2,255,000		
TOTAL Debt Service Requirements, ALL funds	2,595,000	\$ 340,000	\$ 93,300	\$ 433,300	2,255,000		

CITY OF NIXA, MISSOURI
DEBT SCHEDULE
RDE WATER SYSTEM SPECIAL OBLIGATION BONDS SERIES 2022A

Principal amt \$ 3,085,000
Interest rate 3.86%
Issue Date 10/13/2022
Maturity Date 6/1/2032

Fees Account Number 02-800-5352000
Principal Account Number 02-800-5350000
Interest Account Number 02-800-5350500

Payment Date	Interest	Principal	Total P&I	Admin Fee	Total Annual DS payment	Principal Balance
						\$ 3,085,000
6/1/2023	76,062	265,000	341,062		395,488	2,820,000
12/1/2023	54,426		54,426			2,820,000
6/1/2024	54,426	280,000	334,426		383,448	2,540,000
12/1/2024	49,022		49,022			2,540,000
6/1/2025	49,022	285,000	334,022		377,544	2,255,000
12/1/2025	43,522		43,522			2,255,000
6/1/2026	43,522	295,000	338,522		376,350	1,960,000
12/1/2026	37,828		37,828			1,960,000
6/1/2027	37,828	300,000	337,828		369,866	1,660,000
12/1/2027	32,038		32,038			1,660,000
6/1/2028	32,038	310,000	342,038		368,093	1,350,000
12/1/2028	26,055		26,055			1,350,000
6/1/2029	26,055	320,000	346,055		365,934	1,030,000
12/1/2029	19,879		19,879			1,030,000
6/1/2030	19,879	330,000	349,879		363,389	700,000
12/1/2030	13,510		13,510			700,000
6/1/2031	13,510	345,000	358,510		365,362	355,000
12/1/2031	6,852		6,852			355,000
6/1/2032	6,852	355,000	361,852		361,852	-
TOTALS	\$ 642,324	\$3,085,000	\$3,727,324		\$ 3,727,324	

CITY OF NIXA, MISSOURI
DEBT SCHEDULE
WASTEWATER TREATMENT PLANT
SERIES 2013 COP Refunding Certificates originally issued 2006

Principal amt	\$ 1,335,000	Fees Account Number 03-900-5352000
Interest rate	2.0% - 2.75%	Principal Account Number 03-900-5350000
Issue Date	3/1/2013	Interest Account Number 03-900-5350500
Maturity Date	6/1/2025	

Payment Date	Interest	Principal	Total P&I	Admin/Agent Fees	Total Annual DS payment	Principal Balance
3/1/2013						\$ 1,335,000
6/1/2013	7,034	85,000	92,034			1,250,000
12/1/2013	13,872		13,872		105,906	1,250,000
6/1/2014	13,872	95,000	108,872			1,155,000
12/1/2014	12,922		12,922		121,794	1,155,000
6/1/2015	12,922	100,000	112,922			1,055,000
12/1/2015	11,922		11,922		124,844	1,055,000
6/1/2016	11,922	105,000	116,922			950,000
12/1/2016	10,872		10,872		127,794	950,000
6/1/2017	10,872	105,000	115,872			845,000
12/1/2017	9,822		9,822		125,694	845,000
6/1/2018	9,822	105,000	114,822			740,000
12/1/2018	8,772		8,772		123,594	740,000
6/1/2019	8,772	110,000	118,772			630,000
12/1/2019	7,672		7,672		126,444	630,000
6/1/2020	7,672	115,000	122,672			515,000
12/1/2020	6,450		6,450		129,122	515,000
6/1/2021	6,450	110,000	116,450			405,000
12/1/2021	5,281		5,281		121,731	405,000
6/1/2022	5,281	115,000	120,281			290,000
12/1/2022	3,844		3,844	750	124,875	290,000
6/1/2023	3,844	115,000	118,844			175,000
12/1/2023	2,406		2,406	750	122,000	175,000
6/1/2024	2,406	120,000	122,406			55,000
12/1/2024	756		756	750	123,913	55,000
6/1/2025	756	55,000	55,756		55,756	-
TOTALS	\$ 196,215	\$ 1,335,000	\$ 1,531,215		\$ 1,533,465	

2025

OPERATING BUDGET

CITY OF NIXA, MISSOURI



Detailed Revenue and Expense Budgets by Fund and Department

General Fund

- Department 100 – Administration (Revenue & Expense)
- Department 120 – Communications (Expense)
- Department 130 – Finance (Expense)
- Department 160 – Legal (Expense)
- Department 175 – Economic Development (Revenue & Expense)
- Department 190 – Human Resources (Expense)
- Department 200 – Police (Revenue & Expense)
- Department 400 – Parks (Revenue & Expense)
- Department 500 – Planning & Development (Revenue & Expense)
- Department 600 – Stormwater (Revenue & Expense)

Special Revenue Funds

1. Streets
 - Department 300 – Streets (Revenue & Expense)
 - Department 350 – Central Garage (Expense)
2. ARPA
 - Department 111 – ARPA (Revenue & Expense)

Enterprise Funds

1. Electric
 - Department 700 – Electric (Revenue & Expense)
2. Water
 - Department 800 – Water (Revenue & Expense)
 - Department 850 – Utility Billing (Expense)
3. Wastewater
 - Department 900 – Wastewater (Revenue & Expense)
 - Department 950 – Recycle (Expense)



CITY OF NIXA, MISSOURI 2025 OPERATING AND CAPITAL BUDGET
 FUND: 01 ELECTRIC

		2023 Activity	2024 Amended Budget	2024 Activity (10.5 months)	2025 Budget
Revenues					
SALES, FEES, FINES					
01-700-4000400	ELECTRIC SALES	\$ 17,504,926.93	\$ 17,500,000.00	\$ 17,927,361.41	\$ 18,250,000.00
01-700-4001300	CC Convenience Fee	15,399.79	-	-	-
01-700-4003000	FUEL COST ADJUSTMENT INCOME	(607,769.44)	(200,000.00)	(686,736.85)	(735,000.00)
01-700-4005000	PENALTIES COLLECTED	138,619.55	150,000.00	159,080.07	163,000.00
01-700-4010000	ELECTRIC METER FEES	42,605.00	25,000.00	16,845.00	18,500.00
01-700-4014500	NET METERING INCOME	36,714.37	60,000.00	-	-
01-700-4040000	RECONNECT FEES	45,545.70	25,000.00	27,375.00	35,000.00
01-700-4040500	REMOTE APP FEES	55.00	-	-	-
01-700-4045000	STREET LIGHTS INCOME	23,200.00	20,000.00	-	-
01-700-4047000	UNDERGROUND ELECTRIC INCOME	154,963.39	125,000.00	220,047.24	180,000.00
01-700-4370000	RETURN PAYMENT FEES	4,056.58	3,000.00	3,806.72	3,000.00
01-700-4510000	SALE OF SURPLUS ITEMS	24,707.25	4,250.00	63,044.50	25,000.00
SALES, FEES, FINES		\$ 17,383,024.12	\$ 17,712,250.00	\$ 17,730,823.09	\$ 17,939,500.00
OTHER INCOME					
01-700-4002000	POWER PURCHASE REBATE	\$ -	\$ -	\$ 761,539.12	\$ 275,000.00
01-700-4020000	INTEREST INCOME	719,535.02	773,192.00	655,609.73	900,000.00
01-700-4035000	EMERGENCY MANAGEMENT INCOME	163,130.42	-	3,634.64	-
01-700-4060000	SCRAP METAL SALES	-	-	1,975.80	2,000.00
01-700-4130000	PROJECT REIMBURSEMENT	-	-	35,670.29	-
01-700-4165000	POLES - MAKE READY REIMBURSEMENT	-	-	-	75,000.00
01-700-4350000	Miscellaneous Income	231,261.28	-	12,485.22	7,500.00
01-700-4350300	MPUA Reimbursements	24,609.95	15,000.00	14,915.08	15,000.00
01-700-4460000	INSURANCE CLAIMS	-	-	2,624.01	-
01-700-4465000	INSURANCE REFUNDS	-	-	996.31	-
OTHER INCOME		\$ 1,138,536.67	\$ 788,192.00	\$ 1,489,450.20	\$ 1,274,500.00
GRANTS					
01-700-4070000	GRANT INCOME	\$ -	\$ -	\$ 99,438.29	\$ 156,629.00
GRANTS		\$ -	\$ -	\$ 99,438.29	\$ 156,629.00
TOTAL REVENUES ELECTRIC		\$ 18,521,560.79	\$ 18,500,442.00	\$ 19,319,711.58	\$ 19,370,629.00



CITY OF NIXA, MISSOURI 2025 OPERATING AND CAPITAL BUDGET
 FUND: 01 ELECTRIC

		2023 Activity	2024 Amended Budget	2024 Activity (10.5 months)	2025 Budget
Appropriations					
TRANSFER OUT					
01-700-5100100	ADMINISTRATION FEES	\$ 397,736.04	\$ 449,744.31	\$ 374,786.99	\$ 559,871.10
01-700-5125000	FEE-IN-LIEU-OF-TAXES	881,993.84	875,000.00	836,667.98	912,500.00
01-700-5490000	TRANSFER OUT TO OTHER FUND	-	-	-	18,500.00
01-700-5490001	TRANSFERS OUT-CENTRAL GARAGE	7,239.17	11,350.00	5,101.67	53,088.38
01-700-5490002	TRANSFERS OUT-UTILITY BILLING	456,300.93	490,012.87	196,348.82	625,730.51
TRANSFER OUT		\$ 1,743,269.98	\$ 1,826,107.18	\$ 1,412,905.46	\$ 2,169,689.99
OPERATING EXPENSE					
01-700-5102550	AUDIT EXPENSE	\$ 3,250.00	\$ 3,450.00	\$ 3,950.00	\$ 4,000.00
01-700-5103000	Bad Debt Expense	-	-	226.34	-
01-700-5105000	BUILDING MAINTENANCE - SUPPLIES	1,758.80	1,500.00	659.73	2,000.00
01-700-5105500	BUILDING MAINTENANCE SERVICES	10,460.14	4,000.00	3,775.59	4,000.00
01-700-5106000	BUILDING REPAIRS	12,070.95	4,000.00	6,849.30	12,000.00
01-700-5106600	Cement Vaults	32,792.10	75,000.00	26,168.20	40,000.00
01-700-5108000	COLLECTION FEE	-	500.00	-	-
01-700-5108010	COPIERS	-	-	-	2,700.00
01-700-5110102	COMPUTER SUBSCRIPTION IT SERVICES	-	9,000.00	8,989.35	9,193.22
01-700-5110503	COMPUTER SERVICES	31,776.29	33,000.00	25,543.97	31,090.98
01-700-5110504	Computer Services - Billable	1,279.91	1,400.00	208.82	750.00
01-700-5111000	COMPUTER EQUIPMENT	8,549.31	21,250.00	6,414.49	4,375.00
01-700-5112550	Contractor Pole Change	204,040.15	200,000.00	1,021.50	275,000.00
01-700-5117500	DUES, LICENSES & MEMBERSHIPS	28,314.94	40,000.00	39,105.08	31,020.00
01-700-5118000	Economic Development	26,000.00	26,000.00	26,000.00	26,000.00
01-700-5118500	EMERGENCY MANAGEMENT	50,696.22	500.00	9,766.39	500.00
01-700-5122500	EQUIPMENT MAINTENANCE	1,812.37	2,500.00	1,478.93	2,500.00
01-700-5123000	EQUIPMENT REPAIRS	3,395.37	79,000.00	53,983.28	41,400.00
01-700-5123500	EQUIPMENT RENTAL	3,814.60	1,000.00	269.50	1,000.00
01-700-5124500	FACILITIES SUPPLIES	2,215.30	1,500.00	1,658.28	2,000.00
01-700-5130000	GASOLINE & DIESEL	31,798.34	38,000.00	24,090.52	35,000.00
01-700-5130050	GRANT EXPENSE	-	100,000.00	-	240,000.00
01-700-5131000	GROUNDS MAINTENANCE	635.30	9,200.00	1,493.20	16,500.00
01-700-5131750	Hand Tools	4,478.73	5,000.00	4,799.87	7,000.00
01-700-5132500	INSURANCE AND BONDS	39,975.05	51,757.18	50,936.89	66,218.00



CITY OF NIXA, MISSOURI 2025 OPERATING AND CAPITAL BUDGET
 FUND: 01 ELECTRIC

		2023 Activity	2024 Amended Budget	2024 Activity (10.5 months)	2025 Budget
01-700-5132555	INSURANCE BROKER FEE	2,399.00	2,500.00	2,471.00	2,700.00
01-700-5132560	JANITORIAL SUPPLIES	1,643.44	1,200.00	1,164.76	1,300.00
01-700-5135500	MAINTENANCE/SERVICE CONTRACTS	3,160.97	4,500.00	2,616.14	21,861.10
01-700-5138000	MERCHANT CARD FEES	-	-	913.48	-
01-700-5138500	METERS	42,943.41	50,000.00	25,223.16	75,000.00
01-700-5142500	MISCELLANEOUS	1,438.29	1,200.00	1,000.00	1,000.00
01-700-5143500	MOSQUITO	-	-	-	3,500.00
01-700-5143600	MPUA EXPENSE	-	-	-	5,000.00
01-700-5145000	NATURAL GAS	4,235.89	7,500.00	5,026.43	10,000.00
01-700-5147500	SUBSCRIPTIONS & LEGAL ADS - UNREIMBURSED	285.17	600.00	439.48	600.00
01-700-5149900	OFFICE FORMS & PRINTING	580.50	500.00	486.13	750.00
01-700-5150000	OFFICE SUPPLIES	8,354.37	5,000.00	1,986.01	4,400.00
01-700-5151000	OFFICE FURNITURE	-	-	-	500.00
01-700-5152000	ONE CALL MEMBERSHIP	89,804.93	62,000.00	38,379.79	65,000.00
01-700-5152500	POLES	174,102.10	80,000.00	40,376.75	105,000.00
01-700-5157500	POSTAGE AND FREIGHT	3,238.06	1,500.00	3,813.47	3,000.00
01-700-5157503	POWER PURCHASES	10,023,785.87	11,000,000.00	9,184,304.00	11,000,000.00
01-700-5160000	PROFESSIONAL FEES	163,888.18	210,000.00	81,268.54	220,000.00
01-700-5160002	PROFESSIONAL FEES-ATTORNEY	-	-	1,696.25	10,000.00
01-700-5160150	PROMOTIONAL ITEMS	3,113.95	3,000.00	1,194.24	3,500.00
01-700-5162500	RADIO REPAIRS	-	500.00	-	750.00
01-700-5165000	RANDOM TESTING	466.53	800.00	182.29	800.00
01-700-5169002	SUBSCRIPTIONS	194.95	-	-	-
01-700-5172500	SHOP SUPPLIES & TOOLS	5,890.13	7,000.00	5,060.58	7,000.00
01-700-5174000	STREET LIGHTS	41,280.92	250,000.00	147,227.75	200,000.00
01-700-5174505	SUBSTATION MAINTENANCE	52,363.14	65,000.00	55,564.05	65,000.00
01-700-5175000	SUPPLIES	85,824.91	125,000.00	93,122.05	150,000.00
01-700-5176002	SYSTEM REPAIRS	56,919.00	80,000.00	3,197.00	50,000.00
01-700-5177500	TELECOMMUNICATIONS	6,906.91	7,500.00	6,915.13	6,500.00
01-700-5180000	TESTS AND PERMITS	108.56	250.00	-	250.00
01-700-5181000	TRACKABLE ASSETS \$2500 TO \$4999	2,220.90	10,000.00	3,700.01	10,000.00
01-700-5182500	TRANSFORMERS	565,317.85	2,364,000.00	991,745.39	1,515,397.00
01-700-5183500	TREE TRIMMING	452,265.23	500,000.00	388,572.12	500,000.00
01-700-5184000	UNDERGROUND ELECTRIC	71,680.60	250,000.00	172,714.13	250,000.00



CITY OF NIXA, MISSOURI 2025 OPERATING AND CAPITAL BUDGET
 FUND: 01 ELECTRIC

		2023 Activity	2024 Amended Budget	2024 Activity (10.5 months)	2025 Budget
01-700-5185000	VEHICLE MAINTENANCE	8,053.97	14,000.00	12,576.17	18,500.00
01-700-5185500	VEHICLE REPAIRS	9,665.19	10,000.00	32,349.59	30,000.00
01-700-5188000	WIRE	119,293.54	150,000.00	61,874.88	100,000.00
OPERATING EXPENSE		\$ 12,500,540.33	\$ 15,971,107.18	\$ 11,664,550.00	\$ 15,291,555.30
PERSONNEL					
01-700-5120000	EMPLOYMENT COSTS	\$ 2,067.87	\$ 1,000.00	\$ 728.15	\$ 1,000.00
01-700-5127500	FIRST AID CLAIMS	-	500.00		500.00
01-700-5137500	MEETINGS AND TRAINING	59,613.80	73,500.00	51,462.06	89,100.00
01-700-5142000	MILEAGE	46.88	500.00		500.00
01-700-5167000	SAFETY PROGRAM	17,560.54	20,000.00	25,411.56	40,000.00
01-700-5250000	SALARIES	1,392,071.05	1,511,520.20	1,288,823.95	1,712,077.38
01-700-5250500	PAYROLL TAXES	101,692.30	115,631.32	95,017.67	131,488.25
01-700-5251000	GROUP INSURANCE	161,333.38	175,668.40	141,523.96	175,254.11
01-700-5251500	LAGERS	201,717.44	230,601.44	205,608.07	296,000.00
01-700-5253500	WELLNESS PROGRAM	-	250.00	38.10	300.00
01-700-5254000	UNIFORMS	13,585.51	20,000.00	10,945.67	20,000.00
01-700-5255000	WORK COMP PREMIUM	24,812.21	27,000.00	26,155.61	32,088.89
PERSONNEL		\$ 1,974,500.98	\$ 2,176,171.36	\$ 1,845,714.80	\$ 2,498,308.63
DEBT					
01-700-5184900	VEHICLE LEASE	\$ 15,608.53	\$ 40,000.00	\$ 27,723.11	\$ 44,325.00
DEBT		\$ 15,608.53	\$ 40,000.00	\$ 27,723.11	\$ 44,325.00
CAPITAL					
01-700-5450000	CAPITAL-LAND	\$ -	\$ -	\$ -	\$ 250,000.00
01-700-5451000	CAPITAL - IMPROVEMENTS	19,692.89	-	-	-
01-700-5451004	CAPITAL-IMPROVEMENTS-BUILDING	79,911.28	365,074.59	6,319.38	365,074.59
01-700-5451500	CAPITAL-VEHICLES	-	611,600.00	6,203.78	1,065,000.00
01-700-5452000	CAPITAL-EQUIPMENT	397,045.00	20,500.00	16,905.81	260,000.00
01-700-5452500	CAPITAL - INFRASTRUCTURE	592,889.94	2,797,650.00	439,762.87	4,637,655.00
CAPITAL		\$ 1,089,539.11	\$ 3,794,824.59	\$ 469,191.84	\$ 6,577,729.59
TOTAL APPROPRIATIONS ELECTRIC		\$ 17,323,458.93	\$ 23,808,210.31	\$ 15,420,085.21	\$ 26,581,608.51

Fund 01 - ELECTRIC:



CITY OF NIXA, MISSOURI 2025 OPERATING AND CAPITAL BUDGET
 FUND: 01 ELECTRIC

	2023 Activity	2024 Amended Budget	2024 Activity (10.5 months)	2025 Budget
TOTAL ESTIMATED REVENUES	\$ 18,521,560.79	\$ 18,500,442.00	\$ 19,319,711.58	\$ 19,370,629.00
TOTAL APPROPRIATIONS	17,323,458.93	23,808,210.31	15,420,085.21	26,581,608.51
NET OF REVENUES & APPROPRIATIONS:	\$ 1,198,101.86	\$ (5,307,768.31)	\$ 3,899,626.37	\$ (7,210,979.51)



CITY OF NIXA, MISSOURI 2025 OPERATING AND CAPITAL BUDGET

FUND: 02 WATER

Department: Water

		2023 Activity	2024 Amended Budget	2024 Activity (10.5 months)	2025 Budget
Revenues					
SALES, FEES, FINES					
02-800-4000600	WATER SALES	\$ 3,689,037.30	\$ 3,500,000.00	\$ 3,844,029.68	\$ 3,999,152.89
02-800-4000700	BULK WATER INCOME	2,191.15	2,000.00	1,731.54	2,000.00
02-800-4000900	BACKFLOW PREVENTION NONCOMPLIANCE FEE	-	-	4,628.40	2,200.00
02-800-4001300	CC Convenience Fee	15,156.46	-	-	-
02-800-4005000	PENALTIES COLLECTED	26,869.83	22,000.00	30,220.67	30,000.00
02-800-4010200	WATER METER FEES	54,665.00	45,000.00	37,540.00	35,000.00
02-800-4040000	RECONNECT FEES	7,950.00	12,000.00	3,500.00	-
02-800-4510000	SALE OF SURPLUS ITEMS	210.00	4,250.00	19,975.00	-
SALES, FEES, FINES		\$ 3,796,079.74	\$ 3,585,250.00	\$ 3,941,625.29	\$ 4,068,352.89
TRANSFER IN					
02-800-4011300	TRANSFERS IN - UTILITY BILLING	\$ 752,316.23	\$ 773,071.72	\$ 282,267.05	\$ 884,983.57
TRANSFER IN		\$ 752,316.23	\$ 773,071.72	\$ 282,267.05	\$ 884,983.57
OTHER INCOME					
02-800-4020000	INTEREST INCOME	\$ 272,447.11	\$ 229,650.00	\$ 188,379.68	\$ 725,000.00
02-800-4027000	RENT INCOME	134,946.30	140,595.59	128,382.46	146,219.00
02-800-4050000	BOND PROCEEDS	-	-	-	9,000,000.00
02-800-4350000	Miscellaneous Income	1,912.05	1,000.00	2,603.38	-
02-800-4460000	INSURANCE CLAIMS	3,130.00	-	29,059.00	-
02-800-4465000	INSURANCE REFUNDS	31.12	-	9.33	-
OTHER INCOME		\$ 412,466.58	\$ 371,245.59	\$ 348,433.85	\$ 9,871,219.00
GRANTS					
800					
02-800-4070000	GRANT INCOME	\$ -	\$ -	\$ 17,997.22	\$ -
GRANTS		\$ -	\$ -	\$ 17,997.22	\$ -
TOTAL REVENUES WATER		\$ 4,960,862.55	\$ 4,729,567.31	\$ 4,590,323.41	\$ 14,824,555.46

Appropriations

TRANSFER OUT					
02-800-5100100	ADMINISTRATION FEES	\$ 437,195.04	\$ 519,493.48	\$ 432,911.20	\$ 381,857.01



CITY OF NIXA, MISSOURI 2025 OPERATING AND CAPITAL BUDGET

FUND: 02 WATER

Department: Water

		2023 Activity	2024 Amended Budget	2024 Activity (10.5 months)	2025 Budget
02-800-5125000	FEE-IN-LIEU-OF-TAXES	191,124.33	175,000.00	186,334.36	199,957.64
02-800-5490000	TRANSFER TO OTHER FUND	-	-		18,500.00
02-800-5490001	TRANSFERS OUT-CENTRAL GARAGE	8,648.84	13,560.00	4,858.73	48,841.31
TRANSFER OUT		\$ 636,968.21	\$ 708,053.48	\$ 624,104.29	\$ 649,155.96
OPERATING EXPENSE					
02-800-5101001	SPONSORSHIP	\$ -	\$ -	\$ -	\$ 2,000.00
02-800-5102550	AUDIT EXPENSE	1,625.00	1,725.00	1,975.00	2,500.00
02-800-5103000	Bad Debt Expense	-	-	141.91	-
02-800-5103500	BOND ISSUE COSTS	-	-		153,000.00
02-800-5105000	BUILDING MAINTENANCE - SUPPLIES	404.89	1,500.00	677.75	2,000.00
02-800-5105500	BUILDING MAINTENANCE SERVICES	5,629.68	3,000.00	2,801.88	2,000.00
02-800-5106000	BUILDING REPAIRS	5,769.80	2,000.00	5,591.61	47,500.00
02-800-5107000	CHEMICALS	31,183.40	35,000.00	27,885.10	35,000.00
02-800-5108000	COLLECTION FEE	-	300.00		-
02-800-5108010	COPIERS	-	-		1,500.00
02-800-5110102	COMPUTER SUBSCRIPTION IT SERVICES	-	7,800.00	7,901.62	8,149.74
02-800-5110503	COMPUTER SERVICES	13,974.06	16,000.00	10,557.83	23,768.56
02-800-5110504	Computer Services - Billable	1,607.22	2,000.00	207.42	750.00
02-800-5111000	COMPUTER EQUIPMENT	3,186.17	3,000.00	820.17	4,375.00
02-800-5112800	CUSTOMER REBATE PROGRAM	-	-		10,000.00
02-800-5117500	DUES, LICENSES & MEMBERSHIPS	23,280.90	30,000.00	21,001.65	27,470.00
02-800-5118000	Economic Development	26,000.00	26,000.00	26,000.00	27,000.00
02-800-5122500	EQUIPMENT MAINTENANCE	650.53	1,500.00	557.38	2,000.00
02-800-5123000	EQUIPMENT REPAIRS	2,995.94	2,500.00	1,131.03	5,400.00
02-800-5123500	EQUIPMENT RENTAL	-	2,500.00		3,000.00
02-800-5124500	FACILITIES SUPPLIES	1,048.29	1,000.00	502.52	1,000.00
02-800-5130000	GASOLINE & DIESEL	18,293.90	22,500.00	16,179.80	25,000.00
02-800-5131000	GROUNDS MAINTENANCE	34.62	2,500.00	19.86	2,500.00
02-800-5131900	INTERGOVERNMENTAL COST SHARE AGREEMENTS	-	60,000.00		100,000.00
02-800-5132500	INSURANCE AND BONDS	46,691.42	56,400.00	61,034.69	79,350.00
02-800-5132555	INSURANCE BROKER FEE	2,820.00	2,910.00	2,905.00	3,000.00
02-800-5132560	JANITORIAL SUPPLIES	580.29	800.00	300.19	800.00
02-800-5135500	MAINTENANCE/SERVICE CONTRACTS	1,771.93	1,100.00	8,326.13	25,513.28



CITY OF NIXA, MISSOURI 2025 OPERATING AND CAPITAL BUDGET

FUND: 02 WATER

Department: Water

		2023 Activity	2024 Amended Budget	2024 Activity (10.5 months)	2025 Budget
02-800-5138000	MERCHANT CARD FEES	396.06	500.00	1,231.07	1,000.00
02-800-5138500	METERS	106,742.99	468,000.00	427,234.00	75,000.00
02-800-5142500	MISCELLANEOUS	3,164.14	5,000.00	256.75	2,500.00
02-800-5143500	MOSQUITO	-	-		3,500.00
02-800-5145000	NATURAL GAS	2,081.74	10,000.00	2,834.57	8,000.00
02-800-5147500	SUBSCRIPTIONS & LEGAL ADS - UNREIMBURSED	12.24	100.00	0.62	500.00
02-800-5149900	OFFICE FORMS & PRINTING	1,476.16	2,000.00	658.73	1,500.00
02-800-5150000	OFFICE SUPPLIES	2,272.41	2,750.00	925.37	1,900.00
02-800-5151000	OFFICE FURNITURE	-	-	166.56	750.00
02-800-5152000	ONE CALL MEMBERSHIP	60,130.91	62,000.00	38,379.79	50,000.00
02-800-5157500	POSTAGE AND FREIGHT	3,023.60	4,000.00	2,344.95	4,500.00
02-800-5157501	PRIMACY FEE	59,322.49	50,000.00	60,379.12	70,000.00
02-800-5160000	PROFESSIONAL FEES	140,171.00	135,000.00	12,843.73	155,000.00
02-800-5160150	PROMOTIONAL ITEMS	1,959.25	3,000.00	2,194.23	3,500.00
02-800-5165000	RANDOM TESTING	101.80	400.00	337.62	400.00
02-800-5172500	SHOP SUPPLIES & TOOLS	3,732.60	4,250.00	6,351.51	5,000.00
02-800-5175000	SUPPLIES	124,885.31	80,000.00	77,783.67	90,000.00
02-800-5176002	SYSTEM REPAIRS	88,024.87	205,000.00	57,773.13	100,000.00
02-800-5177500	TELECOMMUNICATIONS	3,604.92	5,000.00	5,098.07	15,000.00
02-800-5180000	TESTS AND PERMITS	10,040.00	8,000.00	10,274.00	10,000.00
02-800-5181000	TRACKABLE ASSETS \$2500 TO \$4999	11,514.73	13,000.00	2,999.99	7,500.00
02-800-5185000	VEHICLE MAINTENANCE	4,701.98	4,000.00	5,644.57	11,000.00
02-800-5185500	VEHICLE REPAIRS	6,100.83	8,000.00	3,309.44	8,000.00
02-800-5253800	WELLS & TOWERS	295,788.83	165,988.00	244,825.59	500,000.00
02-800-5280000	EQUIPMENT PROGRAM	-	24,000.00	20,000.00	27,000.00
02-800-5605600	Electric Service - Lift Station/Well	47,039.54	50,000.00	27,416.10	50,000.00
OPERATING EXPENSE		\$ 1,163,836.44	\$ 1,592,023.00	\$ 1,207,781.72	\$ 1,796,126.58
PERSONNEL					
02-800-5120000	EMPLOYMENT COSTS	\$ 3,542.92	\$ 1,000.00	\$ 13,513.42	\$ 10,000.00
02-800-5127500	FIRST AID CLAIMS	-	300.00		300.00
02-800-5137500	MEETINGS AND TRAINING	7,461.62	15,000.00	10,592.57	22,725.00
02-800-5142000	MILEAGE	-	200.00		250.00
02-800-5167000	SAFETY PROGRAM	1,186.88	1,565.00	376.61	1,500.00



CITY OF NIXA, MISSOURI 2025 OPERATING AND CAPITAL BUDGET

FUND: 02 WATER

Department: Water

		2023	2024	2024 Activity	2025
		Activity	Amended Budget	(10.5 months)	Budget
02-800-5250000	SALARIES	412,869.59	480,023.82	388,390.76	613,249.04
02-800-5250500	PAYROLL TAXES	29,811.42	36,720.67	28,216.76	47,384.01
02-800-5251000	GROUP INSURANCE	65,326.66	80,586.16	75,254.44	85,234.03
02-800-5251500	LAGERS	53,038.52	74,436.75	57,349.55	106,500.00
02-800-5253500	WELLNESS PROGRAM	-	-	38.10	500.00
02-800-5254000	UNIFORMS	3,651.24	5,000.00	3,465.03	5,000.00
02-800-5255000	WORK COMP PREMIUM	11,625.36	12,555.00	23,325.84	21,950.04
PERSONNEL		\$ 588,514.21	\$ 707,387.40	\$ 600,523.08	\$ 914,592.12
DEBT					
02-800-5184900	VEHICLE LEASE	\$ -	\$ 16,000.00	\$ 10,726.91	\$ 52,969.00
02-800-5350000	BOND PRINCIPAL	-	280,000.00	280,000.00	285,000.00
02-800-5350500	BOND INTEREST	143,560.61	103,448.00	54,426.00	92,544.00
02-800-5352000	AGENT FEES	500.00	1,000.00	-	-
DEBT		\$ 144,060.61	\$ 400,448.00	\$ 345,152.91	\$ 430,513.00
CAPITAL					
02-800-5450500	CAPITAL-BUILDING	\$ -	\$ -	\$ -	\$ 200,000.00
02-800-5451004	CAPITAL-IMPROVEMENTS-BUILDING	68,213.22	441,388.39	6,319.36	395,909.39
02-800-5451500	CAPITAL-VEHICLES	-	236,034.00	110,896.33	140,000.00
02-800-5452000	CAPITAL-EQUIPMENT	166,705.00	672,012.00	469,918.71	320,000.00
02-800-5452500	CAPITAL - INFRASTRUCTURE	83,412.31	1,350,000.00	32,178.00	4,943,000.00
CAPITAL		\$ 318,330.53	\$ 2,699,434.39	\$ 619,312.40	\$ 5,998,909.39
TOTAL APPROPRIATIONS WATER		\$ 2,851,710.00	\$ 6,107,346.27	\$ 3,396,874.40	\$ 9,789,297.05
Fund 02 - WATER: water					
TOTAL ESTIMATED REVENUES		\$ 4,960,862.55	\$ 4,729,567.31	\$ 4,590,323.41	\$ 14,824,555.46
TOTAL APPROPRIATIONS		2,851,710.00	6,107,346.27	3,396,874.40	9,789,297.05
NET OF REVENUES & APPROPRIATIONS:		\$ 2,109,152.55	\$ (1,377,778.96)	\$ 1,193,449.01	\$ 5,035,258.41



CITY OF NIXA, MISSOURI 2025 OPERATING AND CAPITAL BUDGET

FUND: 02 WATER

Department: Utility Billing

	2023 Activity	2024 Amended Budget	2024 Activity (10.5 months)	2025 Budget
Revenues				
OTHER INCOME				
02-850-4465000	INSURANCE REFUNDS	\$ -	\$ -	\$ 401.88
	OTHER INCOME	\$ -	\$ -	\$ 401.88
TOTAL REVENUES UTILITY BILLING				
		\$ -	\$ -	\$ 401.88

Appropriations

OPERATING EXPENSE

02-850-5105000	BUILDING MAINTENANCE - SUPPLIES	\$ 209.04	\$ 1,000.00	\$ 34.30	\$ 1,000.00
02-850-5105500	BUILDING MAINTENANCE SERVICES	5,633.62	4,000.00	3,312.61	4,000.00
02-850-5106000	BUILDING REPAIRS	1,917.04	2,000.00	1,242.00	2,000.00
02-850-5108000	COLLECTION FEE	-	500.00	648.61	1,500.00
02-850-5108010	COPIERS	-	-	-	3,300.00
02-850-5110102	COMPUTER SUBSCRIPTION IT SERVICES	-	27,000.00	66,110.74	36,241.82
02-850-5110503	COMPUTER SERVICES	21,702.14	21,000.00	21,808.45	34,467.57
02-850-5110504	Computer Services - Billable	2,861.61	3,000.00	481.35	1,500.00
02-850-5111000	COMPUTER EQUIPMENT	9,798.35	1,500.00	1,087.41	1,500.00
02-850-5117500	DUES, LICENSES & MEMBERSHIPS	92.73	-	4.37	100.00
02-850-5122500	EQUIPMENT MAINTENANCE	-	500.00	-	500.00
02-850-5123000	EQUIPMENT REPAIRS	235.00	500.00	545.16	500.00
02-850-5124500	FACILITIES SUPPLIES	1,674.03	2,500.00	1,518.79	2,500.00
02-850-5130000	GASOLINE & DIESEL	11,529.44	15,000.00	6,963.22	15,000.00
02-850-5131000	Grounds Maintenance	-	-	-	3,000.00
02-850-5132500	Insurance and Bonds	177.40	-	-	-
02-850-5132560	JANITORIAL SUPPLIES	1,012.87	1,000.00	873.94	1,000.00
02-850-5134500	MAILING SERVICES FOR UTILITY BILLS	87,521.94	85,000.00	37,245.94	75,000.00
02-850-5135500	MAINTENANCE/SERVICE CONTRACTS	77,053.06	3,700.00	(12,893.27)	4,867.70
02-850-5138000	MERCHANT CARD FEES	239,665.26	200,000.00	220,968.58	215,000.00
02-850-5140000	METER READING SUPPLIES	1,052.45	1,000.00	770.26	1,500.00
02-850-5142500	MISCELLANEOUS	-	500.00	236.00	500.00
02-850-5145000	NATURAL GAS	661.62	750.00	602.84	750.00
02-850-5149900	OFFICE FORMS & PRINTING	639.70	500.00	181.33	500.00



CITY OF NIXA, MISSOURI 2025 OPERATING AND CAPITAL BUDGET

FUND: 02 WATER

Department: Utility Billing

		2023 Activity	2024 Amended Budget	2024 Activity (10.5 months)	2025 Budget
02-850-5150000	OFFICE SUPPLIES	2,049.21	2,500.00	1,384.15	2,900.00
02-850-5151000	OFFICE FURNITURE	-	-		600.00
02-850-5157500	POSTAGE AND FREIGHT	5,793.82	1,500.00	1,343.41	1,500.00
02-850-5160000	PROFESSIONAL FEES	4,171.80	165,500.00	3,378.05	-
02-850-5160150	PROMOTIONAL ITEMS	-	-	1,535.76	500.00
02-850-5165000	RANDOM TESTING	62.00	500.00		-
02-850-5177500	TELECOMMUNICATIONS	5,955.16	6,500.00	5,941.42	7,000.00
02-850-5181000	TRACKABLE ASSETS \$2500 TO \$4999	-	1,000.00		1,000.00
02-850-5185000	VEHICLE MAINTENANCE	954.58	2,000.00	2,387.76	9,200.00
02-850-5185500	VEHICLE REPAIRS	108.11	2,000.00		2,000.00
OPERATING EXPENSE		\$ 482,531.98	\$ 552,450.00	\$ 367,713.18	\$ 430,927.09
PERSONNEL					
02-850-5120000	EMPLOYMENT COSTS	\$ 2,758.45	\$ 1,000.00	\$ 725.84	\$ 1,000.00
02-850-5127500	FIRST AID CLAIMS	-	500.00		500.00
02-850-5137500	MEETINGS AND TRAINING	223.53	6,000.00	5,655.23	9,000.00
02-850-5167000	SAFETY PROGRAM	52.22	100.00	53.54	500.00
02-850-5250000	SALARIES	397,223.98	553,471.29	396,117.02	628,327.53
02-850-5250500	PAYROLL TAXES	30,092.21	42,810.57	29,860.52	49,368.54
02-850-5251000	GROUP INSURANCE	70,393.53	98,211.20	68,174.82	107,995.77
02-850-5251500	LAGERS	46,830.96	90,062.66	52,196.45	108,800.00
02-850-5253500	WELLNESS PROGRAM	-	-	28.01	300.00
02-850-5254000	UNIFORMS	3,159.73	3,500.00	3,052.57	3,500.00
02-850-5255000	WORK COMP PREMIUM	5,605.42	6,600.00		8,327.53
PERSONNEL		\$ 556,340.03	\$ 802,255.72	\$ 555,864.00	\$ 917,619.37
DEBT					
02-850-5184900	VEHICLE LEASE	\$ -	\$ 31,079.00	\$ 7,484.85	\$ 46,960.00
DEBT		\$ -	\$ 31,079.00	\$ 7,484.85	\$ 46,960.00
CAPITAL					
02-850-5452000	CAPITAL-EQUIPMENT	\$ 179,171.05	\$ 34,000.00	\$ 912.11	\$ 34,000.00
CAPITAL		\$ 179,171.05	\$ 34,000.00	\$ 912.11	\$ 34,000.00
TOTAL APPROPRIATIONS UTILITY BILLING		\$ 1,218,043.06	\$ 1,419,784.72	\$ 931,974.14	\$ 1,429,506.46



CITY OF NIXA, MISSOURI 2025 OPERATING AND CAPITAL BUDGET

FUND: 02 WATER

Department: Utility Billing

	2023 Activity	2024 Amended Budget	2024 Activity (10.5 months)	2025 Budget
Fund 02 - WATER: utility billing				
TOTAL ESTIMATED REVENUES	\$ -	\$ -	\$ 401.88	\$ -
TOTAL APPROPRIATIONS	1,218,043.06	1,419,784.72	931,974.14	1,429,506.46
NET OF REVENUES & APPROPRIATIONS:	\$ (1,218,043.06)	\$ (1,419,784.72)	\$ (931,572.26)	\$ (1,429,506.46)



CITY OF NIXA, MISSOURI 2025 OPERATING AND CAPITAL BUDGET

FUND: 03 WASTEWATER

Department: Sewer

		2023 Activity	2024 Amended Budget	2024 Activity (10.5 months)	2025 Budget
Revenues					
SALES, FEES, FINES					
03-900-4000500	SEWER SERVICE	\$ 3,624,472.00	\$ 3,632,000.00	\$ 3,526,982.18	\$ 3,841,555.00
03-900-4005000	PENALTIES COLLECTED	30,604.89	30,000.00	32,791.30	37,000.00
03-900-4010100	PERMITS	1,340.00	2,000.00	-	-
03-900-4070300	Ozarks Clean Water Fee	11,000.00	12,000.00	11,000.00	12,000.00
03-900-4510000	SALE OF SURPLUS ITEMS	-	4,250.00	19,970.00	-
SALES, FEES, FINES		\$ 3,667,416.89	\$ 3,680,250.00	\$ 3,590,743.48	\$ 3,890,555.00
OTHER INCOME					
03-900-4020000	INTEREST INCOME	\$ 262,793.16	\$ 277,879.20	\$ 278,378.89	\$ 750,000.00
03-900-4040400	NE LIFT REIMBURSEMENT	-	-	10,553.76	-
03-900-4050000	BOND PROCEEDS	-	-	-	8,200,000.00
03-900-4052000	SEWER IMPACT FEES	337,580.00	200,000.00	138,960.00	140,000.00
03-900-4350000	Miscellaneous Income	8,371.39	1,000.00	466.87	-
03-900-4460000	INSURANCE CLAIMS	-	-	(2,500.00)	-
03-900-4465000	INSURANCE REFUNDS	-	-	188.09	-
OTHER INCOME		\$ 608,744.55	\$ 478,879.20	\$ 426,047.61	\$ 9,090,000.00
GRANTS					
03-900-4070000	GRANT INCOME	\$ -	\$ -	\$ 25,628.23	\$ -
GRANTS		\$ -	\$ -	\$ 25,628.23	\$ -
TOTAL REVENUES SEWER		4,276,161.44	4,159,129.20	4,042,419.32	12,980,555.00
Appropriations					
TRANSFER OUT					
03-900-5100100	ADMINISTRATION FEES	\$ 357,777.00	\$ 401,792.40	\$ 334,827.00	\$ 299,867.25
03-900-5490000	TRANSFERS OUT	-	-	-	18,500.00
03-900-5490001	TRANSFERS OUT - CENTRAL GARAGE	7,241.15	11,350.00	5,344.60	48,841.31
03-900-5490002	TRANSFERS OUT - UTILITY BILLING	262,852.75	240,240.77	74,228.99	223,366.55
TRANSFER OUT		\$ 627,870.90	\$ 653,383.17	\$ 414,400.59	\$ 590,575.11
OPERATING EXPENSE					



CITY OF NIXA, MISSOURI 2025 OPERATING AND CAPITAL BUDGET

FUND: 03 WASTEWATER

Department: Sewer

		2023	2024	2024 Activity	2025
		Activity	Amended Budget	(10.5 months)	Budget
03-900-5102550	AUDIT EXPENSE	\$ 2,437.50	\$ -	\$ 2,962.50	\$ 3,000.00
03-900-5103000	Bad Debt Expense	-	-	322.29	-
03-900-5103500	BOND ISSUE COSTS	-	-		155,000.00
03-900-5105000	BUILDING MAINTENANCE - SUPPLIES	442.59	2,500.00	954.79	2,500.00
03-900-5105500	BUILDING MAINTENANCE SERVICES	16,246.49	6,500.00	5,902.22	5,000.00
03-900-5106000	BUILDING REPAIRS	3,900.01	2,500.00	8,626.95	50,000.00
03-900-5107000	CHEMICALS	57,897.34	55,000.00	81,606.70	90,000.00
03-900-5108000	COLLECTION FEE	-	250.00		-
03-900-5108010	COPIERS	-	-		2,300.00
03-900-5110102	COMPUTER SUBSCRIPTION IT SERVICES	-	8,100.00	8,218.10	8,895.08
03-900-5110503	COMPUTER SERVICES	23,818.03	26,000.00	14,000.74	27,438.59
03-900-5110504	Computer Services - Billable	1,457.23	1,000.00	259.23	750.00
03-900-5111000	COMPUTER EQUIPMENT	7,125.09	7,500.00	820.17	3,875.00
03-900-5117500	DUES, LICENSES & MEMBERSHIPS	6,110.17	12,000.00	5,289.09	18,370.00
03-900-5118000	Economic Development	26,000.00	26,000.00	26,000.00	26,000.00
03-900-5122500	EQUIPMENT MAINTENANCE	1,429.66	2,500.00	4,510.79	9,000.00
03-900-5123000	EQUIPMENT REPAIRS	11,926.41	10,000.00	21,354.53	26,400.00
03-900-5123500	EQUIPMENT RENTAL	9,014.39	5,000.00	66.00	500.00
03-900-5124500	FACILITIES SUPPLIES	1,515.69	1,250.00	976.31	1,500.00
03-900-5130000	GASOLINE & DIESEL	40,823.39	40,000.00	30,312.17	40,000.00
03-900-5130500	Annual Infiltration & Inflow Program	232,943.55	388,000.00	304,883.80	200,000.00
03-900-5131000	GROUNDS MAINTENANCE	172.92	1,000.00	9.78	6,500.00
03-900-5132500	INSURANCE AND BONDS	75,170.79	90,205.00	102,239.43	132,925.00
03-900-5132555	INSURANCE BROKER FEE	4,455.00	4,590.00	4,588.00	4,900.00
03-900-5132560	JANITORIAL SUPPLIES	631.45	1,000.00	1,304.88	1,700.00
03-900-5135500	MAINTENANCE/SERVICE CONTRACTS	4,830.87	1,900.00	13,905.57	37,733.15
03-900-5138000	MERCHANT CARD FEES	-	-	913.47	150.00
03-900-5142500	MISCELLANEOUS	67.31	1,000.00	5,638.50	1,000.00
03-900-5143500	MOSQUITO	-	-		3,500.00
03-900-5145000	NATURAL GAS	2,975.70	5,000.00	2,588.07	6,000.00
03-900-5147500	SUBSCRIPTIONS & LEGAL ADS - UNREIMB	12.24	100.00	0.62	250.00
03-900-5149900	OFFICE FORMS & PRINTING	195.01	250.00	232.73	500.00
03-900-5150000	OFFICE SUPPLIES	1,664.31	2,000.00	1,116.44	1,900.00



CITY OF NIXA, MISSOURI 2025 OPERATING AND CAPITAL BUDGET

FUND: 03 WASTEWATER

Department: Sewer

		2023 Activity	2024 Amended Budget	2024 Activity (10.5 months)	2025 Budget
03-900-5151000	OFFICE FURNITURE	-	-	166.55	750.00
03-900-5152000	ONE CALL MEMBERSHIP	60,131.01	62,000.00	38,379.80	50,000.00
03-900-5157500	POSTAGE AND FREIGHT	7,191.54	2,200.00	7,522.97	10,000.00
03-900-5160000	PROFESSIONAL FEES	32,965.55	150,000.00	65,582.37	155,000.00
03-900-5160002	Professional Fees - Attorney	30,057.00	25,000.00		-
03-900-5160150	PROMOTIONAL ITEMS	1,959.24	3,000.00	1,194.23	3,500.00
03-900-5165000	RANDOM TESTING	203.47	300.00	457.01	500.00
03-900-5172500	SHOP SUPPLIES & TOOLS	3,812.50	6,000.00	9,680.21	10,000.00
03-900-5175000	SUPPLIES	26,681.23	40,000.00	32,509.74	40,000.00
03-900-5176000	COLLECTION SYSTEM REPAIRS	68,666.40	350,000.00	68,809.99	100,000.00
03-900-5177500	TELECOMMUNICATIONS	2,967.77	3,000.00	3,217.13	3,500.00
03-900-5180000	TESTS AND PERMITS	21,538.95	30,000.00	20,862.00	30,000.00
03-900-5181000	TRACKABLE ASSETS \$2500 TO \$4999	2,245.00	2,500.00	2,716.45	2,500.00
03-900-5185000	VEHICLE MAINTENANCE	18,008.90	7,500.00	11,636.89	27,500.00
03-900-5185500	VEHICLE REPAIRS	24,194.27	17,500.00	4,896.39	7,500.00
03-900-5187500	WATER POLLUTION FEE	9,230.85	9,500.00	8,785.04	-
03-900-5188500	WWTP MAINTENANCE/REPAIRS	135,510.66	351,500.00	110,586.80	240,000.00
03-900-5605600	Electric Services for Lift Station	18,001.93	25,000.00	13,931.28	25,000.00
OPERATING EXPENSE		\$ 996,629.41	\$ 1,786,145.00	\$ 1,050,538.72	\$ 1,573,336.82
PERSONNEL					
03-900-5120000	EMPLOYMENT COSTS	\$ 604.45	\$ 1,000.00	\$ 118.24	\$ 1,000.00
03-900-5127500	FIRST AID CLAIMS	-	300.00		300.00
03-900-5137500	MEETINGS AND TRAINING	10,208.65	12,000.00	11,157.76	19,425.00
03-900-5142000	MILEAGE	160.00	300.00	148.48	-
03-900-5167000	SAFETY PROGRAM	1,951.63	1,700.00	2,288.98	3,000.00
03-900-5250000	SALARIES	546,130.05	673,114.15	574,291.80	761,965.18
03-900-5250500	PAYROLL TAXES	39,885.44	51,493.25	42,019.13	56,977.02
03-900-5251000	GROUP INSURANCE	103,388.09	125,701.76	109,633.76	131,074.15
03-900-5251500	LAGERS	80,774.74	106,215.63	87,900.18	132,000.00
03-900-5252500	EDUCATION	-	1,500.00		7,500.00
03-900-5253500	WELLNESS PROGRAM	-	-	38.12	500.00
03-900-5254000	UNIFORMS	3,562.68	5,000.00	3,889.45	5,000.00
03-900-5255000	WORK COMP PREMIUM	13,206.05	14,263.00	16,765.17	22,061.74



CITY OF NIXA, MISSOURI 2025 OPERATING AND CAPITAL BUDGET

FUND: 03 WASTEWATER

Department: Sewer

	2023 Activity	2024 Amended Budget	2024 Activity (10.5 months)	2025 Budget
PERSONNEL	\$ 799,871.78	\$ 992,587.79	\$ 848,251.07	\$ 1,140,803.09
DEBT				
03-900-5184900 VEHICLE LEASE	\$ 8,693.91	\$ 26,000.00	\$ 11,789.31	\$ 34,112.16
03-900-5350000 BOND PRINCIPAL	235,000.00	120,000.00	120,000.00	55,000.00
03-900-5350500 BOND INTEREST	474.00	3,200.00	2,406.25	756.00
03-900-5352000 AGENT FEES	3,099.06	3,000.00	1,750.00	1,750.00
DEBT	\$ 247,266.97	\$ 152,200.00	\$ 135,945.56	\$ 91,618.16
CAPITAL				
03-900-5450500 CAPITAL-BUILDING	\$ -	\$ -	\$ -	\$ 300,000.00
03-900-5451004 CAPITAL-IMPROVEMENTS-BUILDING	62,239.27	395,136.19	6,319.36	349,657.19
03-900-5451500 CAPITAL-VEHICLES	-	301,600.00	138,092.49	300,000.00
03-900-5452000 CAPITAL-EQUIPMENT	447,254.00	971,000.00	715,934.00	1,025,000.00
03-900-5452500 CAPITAL - INFRASTRUCTURE	193,384.12	2,800,000.00	172,264.95	5,320,000.00
CAPITAL	\$ 702,877.39	\$ 4,467,736.19	\$ 1,032,610.80	\$ 7,294,657.19
TOTAL APPROPRIATIONS SEWER	\$ 3,374,516.45	\$ 8,052,052.15	\$ 3,481,746.74	\$ 10,690,990.37
Fund 03 - WASTE WATER: sewer				
TOTAL ESTIMATED REVENUES	\$ 4,276,161.44	\$ 4,159,129.20	\$ 4,042,419.32	\$ 12,980,555.00
TOTAL APPROPRIATIONS	3,374,516.45	8,052,052.15	3,481,746.74	10,690,990.37
NET OF REVENUES & APPROPRIATIONS:	\$ 901,644.99	\$ (3,892,922.95)	\$ 560,672.58	\$ 2,289,564.63



CITY OF NIXA, MISSOURI 2025 OPERATING AND CAPITAL BUDGET

FUND: 03 WASTEWATER

Department: Recycle

		2023 Activity		2024 Amended Budget		2024 Activity (10.5 months)		2025 Budget
Revenues								
SALES, FEES, FINES								
03-950-4005000	PENALTIES COLLECTED	\$ 1,029.42	\$	1,700.00	\$	1,491.95	\$	1,500.00
03-950-4060100	OUTSIDE PERMITS	8,578.00		3,000.00		4,277.20		4,000.00
03-950-4060500	RECYCLING INCOME	166,306.02		170,000.00		162,515.31		175,000.00
SALES, FEES, FINES		\$ 175,913.44	\$	174,700.00	\$	168,284.46	\$	180,500.00
OTHER INCOME								
03-950-4350000	Miscellaneous Income	\$ 1,583.90	\$	-	\$	-	\$	-
03-950-4465000	INSURANCE REFUNDS			-		9.33		-
03-950-4530000	SCRAP METAL INCOME	1,319.55		-		1,514.95		1,500.00
OTHER INCOME		\$ 2,903.45	\$	-	\$	1,524.28	\$	1,500.00
TOTAL REVENUES RECYCLE		\$ 178,816.89	\$	174,700.00	\$	169,808.74	\$	182,000.00

Appropriations

OPERATING EXPENSE								
03-950-5104000	BRUSH GRINDING	\$ -	\$	30,000.00	\$	21,525.00	\$	50,000.00
03-950-5105000	BUILDING MAINTENANCE - SUPPLIES	342.74		500.00		121.86		500.00
03-950-5105500	BUILDING MAINTENANCE SERVICES	5,092.53		1,000.00		1,955.94		1,000.00
03-950-5106000	BUILDING REPAIRS	102.95		300.00		1,208.00		1,000.00
03-950-5110102	COMPUTER SUBSCRIPTION IT SERVICES	-		7,100.00		6,235.80		7,106.26
03-950-5110503	Computer Services	12,090.66		14,000.00		10,413.44		12,362.51
03-950-5110504	Computer Services - Billable	55.94		-		76.20		250.00
03-950-5111000	COMPUTER EQUIPMENT	726.29		-		-		-
03-950-5117500	DUES, LICENSES & MEMBERSHIPS	81.19		-		4.44		-
03-950-5118500	EMERGENCY MANAGEMENT	87.54		-		-		-
03-950-5122500	EQUIPMENT MAINTENANCE	4,412.10		1,500.00		173.11		1,500.00
03-950-5123000	EQUIPMENT REPAIRS	-		1,000.00		360.54		1,500.00
03-950-5124500	FACILITIES SUPPLIES	257.56		550.00		506.79		750.00
03-950-5130000	Gasoline & Diesel	2,637.03		2,500.00		1,949.92		3,000.00
03-950-5131000	GROUNDS MAINTENANCE	98.96		250.00		171.99		17,500.00
03-950-5132500	Insurance and Bonds	2,576.70		-		2,651.77		3,450.00



CITY OF NIXA, MISSOURI 2025 OPERATING AND CAPITAL BUDGET

FUND: 03 WASTEWATER

Department: Recycle

		2023		2024		2024 Activity		2025		
		Activity		Amended Budget		(10.5 months)		Budget		
03-950-5132555	INSURANCE BROKER FEE	148.00		-		154.00		175.00		
03-950-5132560	JANITORIAL SUPPLIES	130.86		100.00		107.44		150.00		
03-950-5135500	MAINTENANCE/SERVICE CONTRACTS	-		-		-		152.95		
03-950-5142500	MISCELLANEOUS	-		100.00		36.00		100.00		
03-950-5150000	OFFICE SUPPLIES	422.12		250.00		126.71		250.00		
03-950-5157500	Postage and Freight	104.38		100.00		84.99		100.00		
03-950-5165000	Random Testing	171.67		100.00		-		100.00		
03-950-5175000	SUPPLIES	211.47		750.00		205.15		750.00		
03-950-5177500	TELECOMMUNICATIONS	-		100.00		234.93		300.00		
03-950-5181000	TRACKABLE ASSETS \$2500 TO \$4999	-		-		-		500.00		
03-950-5185000	VEHICLE MAINTENANCE	-		-		1,848.01		750.00		
03-950-5280000	EQUIPMENT PROGRAM	-		30,000.00		26,500.00		-		
OPERATING EXPENSE			\$	29,750.69	\$	90,200.00	\$	76,652.03	\$	103,246.72
PERSONNEL										
03-950-5120000	Employment Costs		\$	22.19	\$	-	\$	62.63	\$	100.00
03-950-5127500	FIRST AID CLAIMS			54.64		100.00				100.00
03-950-5167000	SAFETY PROGRAM			255.65		200.00		230.61		250.00
03-950-5250000	SALARIES			76,186.94		80,827.50		72,729.24		94,931.92
03-950-5250500	PAYROLL TAXES			5,724.57		6,183.31		5,607.79		7,332.69
03-950-5251000	GROUP INSURANCE			15,634.55		15,262.56		14,385.98		16,006.75
03-950-5251500	LAGERS			11,023.16		12,762.04		11,854.88		16,440.00
03-950-5253500	WELLNESS PROGRAM			-		-		38.08		200.00
03-950-5254000	UNIFORMS			507.90		500.00		388.43		500.00
03-950-5255000	WORK COMP PREMIUM			3,394.35		-		4,232.96		5,418.64
PERSONNEL			\$	112,803.95	\$	115,835.41	\$	109,530.60	\$	141,280.00
CAPITAL										
03-950-5450500	CAPITAL-BUILDING		\$	-	\$	-	\$	-	\$	150,000.00
CAPITAL			\$	-	\$	-	\$	-	\$	150,000.00
TOTAL APPROPRIATIONS RECYCLE				142,554.64		206,035.41		186,182.63		394,526.72



CITY OF NIXA, MISSOURI 2025 OPERATING AND CAPITAL BUDGET

FUND: 03 WASTEWATER

Department: Recycle

	2023 Activity	2024 Amended Budget	2024 Activity (10.5 months)	2025 Budget
Fund 03 - WASTE WATER: recycle				
TOTAL ESTIMATED REVENUES	\$ 178,816.89	\$ 174,700.00	\$ 169,808.74	\$ 182,000.00
TOTAL APPROPRIATIONS	142,554.64	206,035.41	186,182.63	394,526.72
NET OF REVENUES & APPROPRIATIONS:	\$ 36,262.25	\$ (31,335.41)	\$ (16,373.89)	\$ (212,526.72)



CITY OF NIXA, MISSOURI 2025 OPERATING AND CAPITAL BUDGET

FUND: 11 GENERAL

Department: Administration

		2023 Activity	2024 Amended Budget	2024 Activity (10.5 months)	2025 Budget
Revenues					
TRANSFER IN					
11-100-4000000	ADMINISTRATIVE FEE INCOME	\$ 1,502,264.04	\$ 1,715,529.25	\$ 1,429,607.69	\$ 1,529,428.16
11-100-4011100	TRANSFERS IN - ARPA FUNDS	593,131.33	1,156,000.00	38,361.49	3,798,624.00
11-100-4055000	TRANSFER IN FROM OTHER FUND	-	-	-	74,000.00
11-100-4450000	IN LIEU OF TAXES	1,073,118.18	1,050,000.00	1,023,002.34	1,112,457.64
TRANSFER IN		\$ 3,168,513.55	\$ 3,921,529.25	\$ 2,490,971.52	\$ 6,514,509.80
OTHER INCOME					
11-100-4001400	Employee Insurance Reimbursement Income	\$ 810.76	\$ -	\$ -	\$ -
11-100-4020000	INTEREST INCOME	276,208.40	302,325.21	171,874.11	425,000.00
11-100-4300000	Contracts	254.72	-	-	-
11-100-4350000	MISCELLANEOUS INCOME	4,814.86	3,000.00	19,116.62	-
11-100-4465000	INSURANCE REFUNDS	152.62	-	4,234.81	-
OTHER INCOME		\$ 282,241.36	\$ 305,325.21	\$ 195,225.54	\$ 425,000.00
SALES, FEES, FINES					
11-100-4100100	BUSINESS LICENSE INCOME	\$ 45,707.50	\$ 38,000.00	\$ 22,080.00	\$ 25,000.00
11-100-4100150	LIQUOR LICENSE	13,950.00	-	15,465.00	10,000.00
11-100-4100400	GOLF CART PERMIT INCOME	765.00	700.00	705.00	700.00
11-100-4180000	RENT PAID BY STATE FOR DRIVERS LICENSE T	1,100.00	-	-	-
11-100-4300300	SANITATION INCOME	1,451,432.84	1,566,768.40	1,399,860.67	1,613,771.45
11-100-4310000	SANITATION PENALTIES	11,955.09	15,000.00	13,164.58	15,000.00
11-100-4480000	PERMITS, SMALL CELL-ENCROACHMENT	8,700.00	7,500.00	8,000.00	9,000.00
11-100-4510000	SALE OF SURPLUS ITEMS	388.00	-	8,210.00	-
11-100-4550300	SALE OF CODE BOOKS & MAPS	-	100.00	-	100.00
SALES, FEES, FINES		\$ 1,533,998.43	\$ 1,628,068.40	\$ 1,467,485.25	\$ 1,673,571.45
TAXES					
11-100-4200000	CABLE TV FRANCHISE INCOME	\$ 105,769.92	\$ 117,000.00	\$ 86,264.71	\$ 130,000.00
11-100-4700000	SURCHARGE TAX	37,406.41	40,003.00	39,586.12	40,000.00
11-100-4710000	TAXES - REAL ESTATE	1,121,452.88	1,133,985.78	947,489.46	1,184,932.62
11-100-4720000	TAXES - INTEREST	2,888.61	5,400.00	2,548.95	3,500.00
11-100-4800000	TAXES - 1-CENT CITY SALES	3,704,890.42	3,848,004.11	3,151,425.81	3,848,004.11
11-100-4830000	USE TAX	1,154,594.14	1,302,537.76	1,550,190.87	1,923,838.05



CITY OF NIXA, MISSOURI 2025 OPERATING AND CAPITAL BUDGET

FUND: 11 GENERAL

Department: Administration

		2023 Activity	2024 Amended Budget	2024 Activity (10.5 months)	2025 Budget
11-100-4880000	GAS FRANCHISE TAX	592,601.99	600,000.00	578,314.09	600,000.00
11-100-4900000	FINANCIAL INST TAX	1,365.29	1,500.00	1,176.61	1,100.00
11-100-4920000	RAIL & UTIL TAX	10,547.59	605.00	604.44	605.00
TAXES		\$ 6,731,517.25	\$ 7,049,035.65	\$ 6,357,601.06	\$ 7,731,979.78
TOTAL REVENUES ADMINISTRATION		11,716,270.59	12,903,958.51	10,511,283.37	16,345,061.03

Appropriations

OPERATING EXPENSE

11-100-5101000	ADVERTISING	\$ 24.98	\$ -	\$ -	\$ -
11-100-5101001	SPONSORSHIP	700.00	5,000.00	1,150.00	15,000.00
11-100-5103000	Bad Debt Expense	-	-	89.66	-
11-100-5105000	BUILDING MAINTENANCE - SUPPLIES	1,587.86	5,000.00	858.96	5,000.00
11-100-5105500	BUILDING MAINTENANCE SERVICES	18,186.98	18,000.00	7,084.15	10,000.00
11-100-5106000	BUILDING REPAIRS	22,430.85	35,000.00	7,802.27	20,000.00
11-100-5108004	CITY ADMINISTRATOR EXPENSES	17,821.09	12,000.00	8,125.79	12,000.00
11-100-5108010	COPIERS	-	-	-	3,600.00
11-100-5110102	COMPUTER SUBSCRIPTION IT SERVICES	-	7,300.00	7,325.22	8,746.01
11-100-5110503	COMPUTER SERVICES	14,599.75	15,000.00	11,955.64	24,628.58
11-100-5110504	Computer Services - billable	1,063.80	2,750.00	644.02	2,000.00
11-100-5111000	COMPUTER EQUIPMENT	-	8,600.00	2,858.68	11,000.00
11-100-5117500	DUES, LICENSES & MEMBERSHIPS	7,135.67	7,500.00	4,897.48	8,000.00
11-100-5118500	EMERGENCY MANAGEMENT	-	6,100.00	-	-
11-100-5118501	ELECTION	7,564.01	15,000.00	8,256.16	10,000.00
11-100-5123000	EQUIPMENT REPAIRS	-	-	545.15	2,400.00
11-100-5123500	EQUIPMENT RENTAL	110.00	-	253.00	500.00
11-100-5124500	FACILITIES SUPPLIES	4,204.45	3,500.00	1,967.65	3,500.00
11-100-5130000	Gasoline & Diesel	494.18	500.00	481.69	1,000.00
11-100-5131000	GROUNDS MAINTENANCE	1,870.28	3,000.00	1,168.67	2,500.00
11-100-5132500	INSURANCE AND BONDS	25,018.37	22,604.00	30,533.30	40,000.00
11-100-5132555	INSURANCE BROKER FEE	1,501.00	1,460.00	1,546.00	2,200.00
11-100-5132560	JANITORIAL SUPPLIES	1,476.94	2,000.00	1,057.22	2,000.00
11-100-5135500	MAINTENANCE/SERVICE CONTRACTS	4,677.10	3,600.00	4,302.84	5,119.18



CITY OF NIXA, MISSOURI 2025 OPERATING AND CAPITAL BUDGET

FUND: 11 GENERAL

Department: Administration

		2023 Activity	2024 Amended Budget	2024 Activity (10.5 months)	2025 Budget
11-100-5136000	MAYOR & COUNCIL	18,773.89	25,000.00	13,823.69	25,000.00
11-100-5138000	MERCHANT CARD FEES	15,117.11	5,000.00	16,673.73	17,000.00
11-100-5142400	MISCELLANEOUS SERVICES	1,139.23	2,000.00	2,500.76	-
11-100-5142500	MISCELLANEOUS	309.97	2,500.00	731.00	2,500.00
11-100-5143500	MOSQUITO	8,442.00	9,500.00	10,152.40	-
11-100-5145000	NATURAL GAS	6,074.49	6,500.00	4,163.00	6,500.00
11-100-5147500	SUBSCRIPTIONS & LEGAL ADS - UNREIMBURSED	398.04	500.00	201.31	500.00
11-100-5149900	OFFICE FORMS & PRINTING	443.13	1,000.00	583.02	1,200.00
11-100-5150000	Office Supplies	2,460.61	2,500.00	3,746.43	3,400.00
11-100-5157500	POSTAGE AND FREIGHT	2,382.55	2,000.00	1,422.40	2,000.00
11-100-5160000	PROFESSIONAL FEES	53,222.55	15,000.00	10,102.61	30,000.00
11-100-5160002	PROFESSIONAL FEES-ATTORNEY	-	5,000.00	-	5,000.00
11-100-5160150	PROMOTIONAL ITEMS	450.02	-	553.33	-
11-100-5170000	TAX-REASSESSMENT FEES	10,361.40	8,500.00	9,480.95	9,500.00
11-100-5170100	TAX-COLLECTOR FEES	31,084.22	26,500.00	28,442.84	29,000.00
11-100-5172000	SPECIAL EVENTS	606.07	-	-	-
11-100-5172010	EVENTS	2,675.65	6,000.00	3,054.41	7,000.00
11-100-5174002	TRASH SERVICE	1,379,598.85	1,425,759.25	1,186,934.26	1,471,622.00
11-100-5177500	TELECOMMUNICATIONS	201.53	1,000.00	1,035.81	1,000.00
11-100-5181000	TRACKABLE ASSETS \$2500 TO \$4999	4,870.37	2,000.00	-	2,000.00
11-100-5185000	Vehicle Maintenance	-	100.00	252.37	500.00
11-100-5185500	VEHICLE REPAIRS	1,000.00	-	-	1,000.00
OPERATING EXPENSE		\$ 1,670,078.99	\$ 1,720,273.25	\$ 1,396,757.87	\$ 1,803,915.77
PERSONNEL					
11-100-5120000	EMPLOYMENT COSTS	\$ 1,673.25	\$ 1,000.00	\$ 1,545.78	\$ 1,000.00
11-100-5127500	FIRST AID CLAIMS	-	100.00	-	100.00
11-100-5137500	MEETINGS AND TRAINING	9,385.13	14,000.00	7,092.79	17,000.00
11-100-5142000	MILEAGE	1,077.84	1,500.00	1,555.45	-
11-100-5167000	Safety Program	171.89	350.00	64.56	350.00
11-100-5250000	SALARIES	960,757.34	1,215,744.69	998,393.23	1,281,380.64
11-100-5250005	Salaries for Mayor and Council	6,160.00	9,360.00	6,720.00	9,360.00
11-100-5250500	PAYROLL TAXES	74,837.19	92,894.45	81,469.79	97,187.22
11-100-5251000	GROUP INSURANCE	131,564.05	168,467.60	128,557.96	153,533.93



CITY OF NIXA, MISSOURI 2025 OPERATING AND CAPITAL BUDGET

FUND: 11 GENERAL

Department: Administration

		2023 Activity	2024 Amended Budget	2024 Activity (10.5 months)	2025 Budget
11-100-5251500	LAGERS	145,225.22	196,598.80	146,653.63	221,801.03
11-100-5252500	EDUCATION	-	5,000.00		5,000.00
11-100-5253500	WELLNESS PROGRAM	-	350.00	38.08	300.00
11-100-5254000	UNIFORMS	515.17	2,100.00	249.41	2,700.00
11-100-5255000	WORK COMP PREMIUM	15,555.39	16,800.00	21,334.35	25,641.85
PERSONNEL		\$ 1,346,922.47	\$ 1,724,265.54	\$ 1,393,675.03	\$ 1,815,354.67
DEBT					
11-100-5351003	PRINCIPAL-CH & PD EXPANSIO	\$ 255,000.00	\$ 810,000.00	\$ 810,000.00	\$ -
11-100-5351503	INTEREST-CH & PD EXPANSION	15,941.81	10,125.00	10,524.72	-
11-100-5352000	AGENT FEES	2,968.00	6,000.00	4,978.67	-
DEBT		\$ 273,909.81	\$ 826,125.00	\$ 825,503.39	\$ -
CAPITAL					
11-100-5450011	CAPITAL - INTANGIBLE ASSETS	\$ 286,614.35	\$ 430,000.00	\$ 98,231.99	\$ -
11-100-5451004	CAPITAL-IMPROVEMENTS-BUILDING	6,496.67	755,452.64	6,319.36	1,020,101.02
11-100-5452000	CAPITAL-EQUIPMENT	-	-	-	92,500.00
CAPITAL		\$ 293,111.02	\$ 1,185,452.64	\$ 104,551.35	\$ 1,112,601.02
TRANSFER OUT					
11-100-5490001	TRANSFERS OUT-CENTRAL GARAGE	\$ 65.08	\$ 108.00	\$ 145.76	\$ -
11-100-5490002	TRANSFERS OUT-UTILITY BILLING	33,162.55	42,818.08	11,689.25	35,886.51
TRANSFER OUT		\$ 33,227.63	\$ 42,926.08	\$ 11,835.01	\$ 35,886.51
TOTAL APPROPRIATIONS ADMINISTRATION		\$ 3,617,249.92	\$ 5,499,042.51	\$ 3,732,322.65	\$ 4,767,757.97
Fund 11 - GENERAL: administration					
TOTAL ESTIMATED REVENUES		\$ 11,716,270.59	\$ 12,903,958.51	\$ 10,511,283.37	\$ 16,345,061.03
TOTAL APPROPRIATIONS		3,617,249.92	5,499,042.51	3,732,322.65	4,767,757.97
NET OF REVENUES & APPROPRIATIONS:		\$ 8,099,020.67	\$ 7,404,916.00	\$ 6,778,960.72	\$ 11,577,303.06



CITY OF NIXA, MISSOURI 2025 OPERATING AND CAPITAL BUDGET

FUND: 11 GENERAL

Department: Communications

		2023 Activity		2024 Amended Budget		2024 Activity (10.5 months)		2025 Budget
Appropriations								
OPERATING EXPENSE								
11-120-5101000	ADVERTISING	\$ 4,298.87	\$	5,000.00	\$	2,500.00	\$	5,000.00
11-120-5108010	COPIERS	-		-				600.00
11-120-5110102	COMPUTER SUBSCRIPTION IT SERVICES	-		7,000.00		6,749.74		7,106.26
11-120-5110503	COMPUTER SERVICES	18,849.60		20,000.00		14,914.96		19,495.51
11-120-5110504	Computer Services - Billable	972.77		1,100.00		125.77		750.00
11-120-5111000	COMPUTER EQUIPMENT	-		4,000.00		940.00		4,000.00
11-120-5117500	DUES, LICENSES & MEMBERSHIPS	1,275.72		1,440.00		1,077.74		2,000.00
11-120-5130000	Gasoline & Diesel	46.26		150.00				150.00
11-120-5135500	MAINTENANCE/SERVICE CONTRACTS	913.74		550.00		464.73		27.95
11-120-5142400	MISCELLANEOUS SERVICES	(20.00)		5,000.00				-
11-120-5142500	MISCELLANEOUS	-		1,000.00		126.23		1,000.00
11-120-5147500	SUBSCRIPTIONS & LEGAL ADS - UNREIMBURSED	179.54		590.00		168.93		500.00
11-120-5149900	OFFICE FORMS & PRINTING	332.14		5,000.00		497.40		1,500.00
11-120-5150000	OFFICE SUPPLIES	1,001.70		1,000.00		457.23		1,000.00
11-120-5157500	Postage and Freight	3,252.24		200.00		350.83		500.00
11-120-5160000	PROFESSIONAL FEES	1,043.89		40,500.00		1,226.61		5,000.00
11-120-5160150	PROMOTIONAL ITEMS	5,602.29		8,000.00		7,320.69		8,000.00
11-120-5169002	SUBSCRIPTIONS	49.95		-				-
11-120-5177500	Telecommunications	1,178.16		2,000.00		1,058.52		2,000.00
11-120-5181000	TRACKABLE ASSETS \$2500 TO \$4999	608.00		2,000.00				3,500.00
OPERATING EXPENSE		\$ 39,584.87	\$	104,530.00	\$	37,979.38	\$	62,129.72
PERSONNEL								
11-120-5120000	Employment Costs	\$ 22.19	\$	200.00	\$	1,065.36	\$	1,000.00
11-120-5137500	MEETINGS AND TRAINING	4,471.92		4,420.00		890.30		5,000.00
11-120-5142000	MILEAGE	308.44		1,000.00		19.84		1,000.00
11-120-5250000	SALARIES	110,483.36		133,032.27		89,721.88		179,735.48
11-120-5250500	PAYROLL TAXES	7,885.24		10,176.96		6,446.37		14,009.14
11-120-5251000	GROUP INSURANCE	17,802.95		17,719.44		11,893.34		19,010.80
11-120-5251500	LAGERS	17,061.86		21,643.69		10,994.19		30,511.37
11-120-5253500	WELLNESS PROGRAM	-		-		27.99		300.00
11-120-5254000	UNIFORMS	-		500.00		364.17		700.00

11-120-5255000	WORK COMP PREMIUM	143.60	156.00	205.78	290.46
	PERSONNEL	\$ 158,179.56	\$ 188,848.36	\$ 121,629.22	\$ 251,557.25
TOTAL APPROPRIATIONS COMMUNICATIONS		197,764.43	293,378.36	159,608.60	313,686.97
Fund 11 - GENERAL: communications					
TOTAL ESTIMATED REVENUES		\$ -	\$ -	\$ -	\$ -
TOTAL APPROPRIATIONS		\$ 197,764.43	\$ 293,378.36	\$ 159,608.60	\$ 313,686.97
NET OF REVENUES & APPROPRIATIONS:		\$ (197,764.43)	\$ (293,378.36)	\$ (159,608.60)	\$ (313,686.97)



CITY OF NIXA, MISSOURI 2025 OPERATING AND CAPITAL BUDGET

FUND: 11 GENERAL

Department: Finance

		2023 Activity	2024 Amended Budget	2024 Activity (10.5 months)	2025 Budget
Appropriations					
OPERATING EXPENSE					
11-130-5102550	AUDIT EXPENSE	\$ 6,500.00	\$ 6,900.00	\$ 7,900.00	\$ 7,900.00
11-130-5108010	COPIERS	-	-	-	1,700.00
11-130-5110102	COMPUTER SUBSCRIPTION IT SERVICES	-	7,000.00	7,291.94	7,553.47
11-130-5110503	COMPUTER SERVICES	15,521.70	17,000.00	12,349.39	14,965.53
11-130-5110504	Computer Services - Billable	1,271.24	-	182.18	750.00
11-130-5111000	Computer Equipment	2,703.97	2,400.00	-	3,000.00
11-130-5117500	DUES, LICENSES & MEMBERSHIPS	1,042.68	1,070.00	944.00	900.00
11-130-5135500	MAINTENANCE/SERVICE CONTRACTS	3,001.00	2,800.00	1,349.02	69.88
11-130-5142500	MISCELLANEOUS	780.00	500.00	728.15	500.00
11-130-5147500	SUBSCRIPTIONS & LEGAL ADS - UNREIMBURSED	892.80	1,000.00	892.80	1,000.00
11-130-5149900	Office Forms & Printing	51.92	250.00	16.10	250.00
11-130-5150000	Office Supplies	3,421.74	2,800.00	1,339.49	2,500.00
11-130-5151000	OFFICE FURNITURE	-	6,000.00	3,361.47	1,000.00
11-130-5157500	POSTAGE AND FREIGHT	96.54	500.00	286.53	500.00
11-130-5160000	PROFESSIONAL FEES	6,224.28	5,000.00	79.83	-
11-130-5177500	TELECOMMUNICATIONS	589.08	600.00	688.95	600.00
OPERATING EXPENSE		\$ 42,096.95	\$ 53,820.00	\$ 37,409.85	\$ 43,188.88
PERSONNEL					
11-130-5120000	EMPLOYMENT COSTS	\$ 22.15	\$ 250.00	\$ 774.46	\$ 250.00
11-130-5127500	FIRST AID CLAIMS	-	-	-	100.00
11-130-5137500	MEETINGS AND TRAINING	10,001.73	15,700.00	16,275.78	18,725.00
11-130-5142000	MILEAGE	1,139.86	1,500.00	97.87	-
11-130-5250000	SALARIES	344,226.77	369,848.29	324,585.58	407,615.38
11-130-5250500	PAYROLL TAXES	25,288.95	28,293.40	23,641.77	31,393.78
11-130-5251000	GROUP INSURANCE	58,502.90	57,113.04	50,269.85	58,104.30
11-130-5251500	LAGERS	52,618.99	59,842.10	51,141.77	70,599.95
11-130-5253500	WELLNESS PROGRAM	-	-	38.07	300.00
11-130-5254000	UNIFORMS	453.53	800.00	515.08	1,000.00
11-130-5255000	WORK COMP PREMIUM	442.46	480.00	566.16	669.70
PERSONNEL		\$ 492,697.34	\$ 533,826.83	\$ 467,906.39	\$ 588,758.11

TOTAL APPROPRIATIONS FINANCE	\$	534,794.29	\$	587,646.83	\$	505,316.24	\$	631,946.99
Fund 11 - GENERAL: finance								
TOTAL ESTIMATED REVENUES	\$	-	\$	-	\$	-	\$	-
TOTAL APPROPRIATIONS		534,794.29		587,646.83		505,316.24		631,946.99
NET OF REVENUES & APPROPRIATIONS:	\$	(534,794.29)	\$	(587,646.83)	\$	(505,316.24)	\$	(631,946.99)



CITY OF NIXA, MISSOURI 2025 OPERATING AND CAPITAL BUDGET

FUND: 11 GENERAL

Department: Legal

		2023 Activity	2024 Amended Budget	2024 Activity (10.5 months)	2025 Budget
Appropriations					
OPERATING EXPENSE					
11-160-5108010	COPIERS	\$ -	\$ -	\$ -	\$ 1,200.00
11-160-5110102	COMPUTER SUBSCRIPTION IT SERVICES	-	7,000.00	6,749.70	7,255.33
11-160-5110503	COMPUTER SERVICES	18,718.69	19,280.00	16,159.72	21,620.52
11-160-5110504	Computer Services - Billable	767.72	1,000.00	269.98	750.00
11-160-5111000	COMPUTER EQUIPMENT	2,266.16	2,000.00	923.31	-
11-160-5117500	DUES, LICENSES & MEMBERSHIPS	1,477.72	1,500.00	1,544.33	3,000.00
11-160-5135500	MAINTENANCE/SERVICE CONTRACTS	930.55	300.00	404.20	41.93
11-160-5142500	MISCELLANEOUS	44.00	-	103.54	-
11-160-5149900	OFFICE FORMS & PRINTING	100.94	-	33.30	200.00
11-160-5150000	Office Supplies	616.76	500.00	585.75	700.00
11-160-5151000	OFFICE FURNITURE	-	-	-	1,000.00
11-160-5157500	POSTAGE AND FREIGHT	146.57	200.00	129.26	200.00
11-160-5160000	PROFESSIONAL FEES	1,043.90	-	281.61	-
11-160-5160002	PROFESSIONAL FEES-ATTORNEY	-	15,000.00	-	20,000.00
11-160-5177500	Telecommunications	-	-	234.94	-
OPERATING EXPENSE		\$ 26,113.01	\$ 46,780.00	\$ 27,419.64	\$ 55,967.78
PERSONNEL					
11-160-5120000	EMPLOYMENT COSTS	\$ 22.19	\$ -	\$ 1,874.24	\$ -
11-160-5137500	MEETINGS AND TRAINING	681.76	3,000.00	2,907.71	4,000.00
11-160-5142000	MILEAGE	124.25	300.00	142.33	-
11-160-5250000	SALARIES	143,322.15	242,375.95	205,687.42	287,028.90
11-160-5250500	PAYROLL TAXES	10,855.79	18,541.76	15,182.04	22,063.31
11-160-5251000	GROUP INSURANCE	16,099.04	30,748.44	23,388.26	30,514.76
11-160-5251500	LAGERS	21,553.36	38,919.62	28,048.90	49,724.16
11-160-5253500	WELLNESS PROGRAM	-	-	27.99	300.00
11-160-5254000	UNIFORMS	205.60	200.00	120.70	300.00
11-160-5255000	WORK COMP PREMIUM	186.85	203.00	318.79	413.46
PERSONNEL		\$ 193,050.99	\$ 334,288.77	\$ 277,698.38	\$ 394,344.59
TOTAL APPROPRIATIONS LEGAL		\$ 219,164.00	\$ 381,068.77	\$ 305,118.02	\$ 450,312.37

Fund 11 - GENERAL: legal

TOTAL ESTIMATED REVENUES	\$	-	\$	-	\$	-	\$	-
TOTAL APPROPRIATIONS		219,164.00		381,068.77		305,118.02		450,312.37
NET OF REVENUES & APPROPRIATIONS:	\$	(219,164.00)	\$	(381,068.77)	\$	(305,118.02)	\$	(450,312.37)



CITY OF NIXA, MISSOURI 2025 OPERATING AND CAPITAL BUDGET

FUND: 11 GENERAL

Department: Economic Development

		2023 Activity	2024 Amended Budget	2024 Activity (10.5 months)	2025 Budget
Revenues					
	GRANTS				
11-175-4520000	Contributions for Economic Development	\$ 3,000.00	\$ -	\$ -	\$ 1,500.00
	GRANTS	\$ 3,000.00	\$ -	\$ -	\$ 1,500.00
TOTAL REVENUES ECONOMIC DEVELOPMENT					
		\$ 3,000.00	\$ -	\$ -	\$ 1,500.00
Appropriations					
	OPERATING EXPENSE				
11-175-5109500	COMMUNITY BETTERMENT EXPENSE	\$ 22,821.24	\$ 19,500.00	\$ 20,000.00	\$ 3,500.00
11-175-5118000	ECONOMIC DEVELOPMENT	21,625.00	15,125.00	16,625.00	15,125.00
11-175-5129000	GRANT DISBURSEMENTS	1,228.75	15,000.00	7,500.00	20,000.00
	OPERATING EXPENSE	\$ 45,674.99	\$ 49,625.00	\$ 44,125.00	\$ 38,625.00
TOTAL APPROPRIATIONS ECONOMIC DEVELOPMENT					
		\$ 45,674.99	\$ 49,625.00	\$ 44,125.00	\$ 38,625.00
Fund 11 - GENERAL: economic development					
	TOTAL ESTIMATED REVENUES	\$ 3,000.00	\$ -	\$ -	\$ 1,500.00
	TOTAL APPROPRIATIONS	45,674.99	49,625.00	44,125.00	38,625.00
	NET OF REVENUES & APPROPRIATIONS:	\$ (42,674.99)	\$ (49,625.00)	\$ (44,125.00)	\$ (37,125.00)



CITY OF NIXA, MISSOURI 2025 OPERATING AND CAPITAL BUDGET

FUND: 11 GENERAL

Department: Human Resources

		2023 Activity	2024 Amended Budget	2024 Activity (10.5 months)	2025 Budget
Appropriations					
OPERATING EXPENSE					
11-190-5108010	COPIERS	\$ -	\$ -	\$ -	\$ 1,400.00
11-190-5110102	COMPUTER SUBSCRIPTION IT SERVICES	-	7,000.00	6,749.70	34,106.26
11-190-5110503	COMPUTER SERVICES	23,163.81	24,000.00	21,669.23	23,131.51
11-190-5110504	Computer Services - Billable	1,011.09	1,000.00	161.39	750.00
11-190-5117500	DUES, LICENSES & MEMBERSHIPS	580.72	650.00	(104.63)	800.00
11-190-5135500	MAINTENANCE/SERVICE CONTRACTS	1,251.87	800.00	1,365.43	27.95
11-190-5142500	MISCELLANEOUS		500.00	49.99	500.00
11-190-5149900	Office Forms & Printing	95.46	500.00	(12.60)	500.00
11-190-5150000	Office Supplies	2,189.71	2,000.00	744.57	2,000.00
11-190-5151000	OFFICE FURNITURE	141.85	-		1,500.00
11-190-5157500	POSTAGE AND FREIGHT	265.47	350.00	360.68	350.00
11-190-5160000	PROFESSIONAL FEES	1,063.34	2,500.00	26.61	2,500.00
11-190-5177500	Telecommunications		-	234.94	-
OPERATING EXPENSE		\$ 29,763.32	\$ 39,300.00	\$ 31,245.31	\$ 67,565.72
PERSONNEL					
11-190-5120000	EMPLOYMENT COSTS	\$ 22.19	\$ 5,000.00	\$ 62.59	\$ 500.00
11-190-5127500	FIRST AID CLAIMS	-	500.00		500.00
11-190-5137500	MEETINGS AND TRAINING	872.82	2,500.00	1,153.00	3,500.00
11-190-5142000	MILEAGE	-	200.00	41.47	200.00
11-190-5250000	SALARIES	118,998.04	132,475.21	118,753.74	193,841.54
11-190-5250500	PAYROLL TAXES	8,531.00	10,134.35	8,509.61	15,354.48
11-190-5251000	GROUP INSURANCE	22,920.48	22,810.32	20,909.46	31,952.09
11-190-5251500	LAGERS	18,325.66	21,581.00	19,363.66	33,591.83
11-190-5253500	WELLNESS PROGRAM	-	300.00	38.07	300.00
11-190-5254000	UNIFORMS	-	500.00		500.00
11-190-5255000	WORK COMP PREMIUM	158.16	171.00	199.09	254.48
PERSONNEL		\$ 169,828.35	\$ 196,171.88	\$ 169,030.69	\$ 280,494.42
TOTAL APPROPRIATIONS HUMAN RESOURCES		\$ 199,591.67	\$ 235,471.88	\$ 200,276.00	\$ 348,060.14

Fund 11 - GENERAL: human resources

TOTAL ESTIMATED REVENUES	\$	-	\$	-	\$	-	\$	-
TOTAL APPROPRIATIONS		199,591.67		235,471.88		200,276.00		348,060.14
NET OF REVENUES & APPROPRIATIONS:	\$	(199,591.67)	\$	(235,471.88)	\$	(200,276.00)	\$	(348,060.14)



CITY OF NIXA, MISSOURI 2025 OPERATING AND CAPITAL BUDGET

FUND: 11 GENERAL

Department: Police

		2023 Activity	2024 Amended Budget	2024 Activity (10.5 months)	2025 Budget
Revenues					
SALES, FEES, FINES					
11-200-4000300	DOG IMPOUNDING FEES	\$ 1,641.00	\$ 1,500.00	\$ 1,264.74	\$ 1,500.00
11-200-4180100	FINGERPRINT FEES	2,486.00	1,000.00	1,260.00	1,000.00
11-200-4440200	SPECIAL EVENT INCOME	600.00	-	-	-
11-200-4500800	TRAINING FEES	-	-	2,000.00	-
11-200-4510000	SALE OF SURPLUS ITEMS	40,916.50	500.00	40,993.00	-
11-200-4850100	Fines - Traffic	38,900.00	18,000.00	35,370.00	42,000.00
11-200-4850200	Fines - Other	15,298.50	6,500.00	13,513.96	17,000.00
11-200-4850300	POST DISTRIBUTION	518.74	620.00	581.20	620.00
11-200-4850400	RECOUPMENT	3,831.13	1,500.00	5,819.20	4,700.00
11-200-4850500	LET - County (Police Training)	1,242.00	1,000.00	1,090.00	1,000.00
11-200-4850600	Inmate Security Fund	1,242.00	1,000.00	1,084.00	1,000.00
SALES, FEES, FINES		\$ 106,675.87	\$ 31,620.00	\$ 102,976.10	\$ 68,820.00
OTHER INCOME					
11-200-4001400	Employee Insurance Reimbursement Income	\$ 184.20	\$ -	\$ -	\$ -
11-200-4020000	INTEREST INCOME	3,927.23	4,600.00	3,288.40	751,836.62
11-200-4050000	BOND PROCEEDS	-	-	-	15,000,000.00
11-200-4250100	POLICE IMPACT FEES	51,452.44	36,000.00	18,630.60	25,000.00
11-200-4350000	MISCELLANEOUS INCOME	12,069.06	-	14,130.56	-
11-200-4430000	RESTITUTION	30,668.70	3,000.00	56,854.60	3,000.00
11-200-4460000	INSURANCE CLAIMS	3,780.12	-	-	-
11-200-4465000	INSURANCE REFUNDS	-	-	2,873.32	-
OTHER INCOME		\$ 102,081.75	\$ 43,600.00	\$ 95,777.48	\$ 15,779,836.62
GRANTS					
11-200-4050400	GRANT INCOME - DARE	\$ 2,000.00	\$ -	\$ -	\$ -
11-200-4070000	GRANT INCOME	20,251.67	9,867.00	54,551.04	8,500.00
11-200-4520000	DONATION INCOME	2,500.00	-	50.00	-
GRANTS		\$ 24,751.67	\$ 9,867.00	\$ 54,601.04	\$ 8,500.00
TAXES					
11-200-4801000	POLICE 3/4 CENT SALES TAX	\$ 224,714.18	\$ 2,164,502.31	\$ 2,304,525.84	\$ 2,886,003.00



CITY OF NIXA, MISSOURI 2025 OPERATING AND CAPITAL BUDGET

FUND: 11 GENERAL

Department: Police

	2023 Activity	2024 Amended Budget	2024 Activity (10.5 months)	2025 Budget
11-200-4830000 USE TAX	-	488,451.66	-	-
TAXES	\$ 224,714.18	\$ 2,652,953.97	\$ 2,304,525.84	\$ 2,886,003.00
TOTAL REVENUES POLICE	\$ 458,223.47	\$ 2,738,040.97	\$ 2,557,880.46	\$ 18,743,159.62

Appropriations

OPERATING EXPENSE

11-200-5102000	AMMUNITION	\$ 45,962.15	\$ 37,500.00	\$ 33,518.00	\$ 40,000.00
11-200-5103500	BOND ISSUE COSTS	-	-	-	300,000.00
11-200-5105000	BUILDING MAINTENANCE - SUPPLIES	2,509.12	2,500.00	2,008.33	2,500.00
11-200-5105500	BUILDING MAINTENANCE SERVICES	7,475.20	8,000.00	7,085.52	11,000.00
11-200-5106000	BUILDING REPAIRS	2,819.00	15,000.00	5,016.26	15,000.00
11-200-5106500	CANINE PROGRAM	3,919.40	3,500.00	1,791.61	7,000.00
11-200-5107002	CITIZEN'S POLICE ACADEMY	3,413.56	6,000.00	3,811.46	6,600.00
11-200-5107501	CRIME PREVENTION	-	1,500.00	314.60	-
11-200-5108010	COPIERS	-	-	-	4,000.00
11-200-5110102	COMPUTER SUBSCRIPTION IT SERVICES	1,948.10	42,000.00	35,875.87	110,344.77
11-200-5110503	COMPUTER SERVICES	45,575.43	84,000.00	67,638.57	97,555.79
11-200-5110504	Computer Services - Billable	4,404.12	5,000.00	1,482.85	5,000.00
11-200-5111000	COMPUTER EQUIPMENT	32,129.32	20,000.00	3,939.83	20,000.00
11-200-5112501	DARE	8,396.36	7,500.00	7,870.78	8,500.00
11-200-5115000	DOG IMPOUNDING	3,003.87	4,500.00	1,557.76	4,500.00
11-200-5117500	DUES, LICENSES & MEMBERSHIPS	4,496.72	5,500.00	1,316.63	2,500.00
11-200-5123000	EQUIPMENT REPAIRS	-	500.00	1,173.91	1,500.00
11-200-5124000	EVIDENCE EXPENSE-SERVICES & SUPPLIES	1,159.96	3,000.00	871.20	3,000.00
11-200-5124500	FACILITIES SUPPLIES	2,546.63	2,000.00	2,407.68	3,000.00
11-200-5127000	FIRING RANGE	924.36	3,000.00	517.37	3,000.00
11-200-5130000	GASOLINE & DIESEL	118,427.85	100,000.00	88,589.17	100,000.00
11-200-5130050	GRANT EXPENSE	24,270.96	-	4,637.85	-
11-200-5130052	GRANT-BULLET PROOF VESTS	13,914.85	12,000.00	-	17,000.00
11-200-5131000	GROUNDS MAINTENANCE	52.69	1,000.00	15.52	1,000.00
11-200-5131900	INTERGOVERNMENTAL COST SHARE AGREEMEN	261,866.45	-	-	-
11-200-5132000	INVESTIGATIONS	300.98	2,000.00	496.86	7,000.00



CITY OF NIXA, MISSOURI 2025 OPERATING AND CAPITAL BUDGET

FUND: 11 GENERAL

Department: Police

		2023 Activity	2024 Amended Budget	2024 Activity (10.5 months)	2025 Budget
11-200-5132500	INSURANCE AND BONDS	92,873.34	108,235.20	101,573.88	132,500.00
11-200-5132555	INSURANCE BROKER FEE	5,280.00	5,438.00	5,438.00	5,700.00
11-200-5132560	JANITORIAL SUPPLIES	1,952.98	2,000.00	1,326.74	2,000.00
11-200-5135500	MAINTENANCE/SERVICE CONTRACTS	37,649.95	4,600.00	2,166.94	8,855.36
11-200-5142500	MISCELLANEOUS	728.10	1,000.00	88.08	1,000.00
11-200-5144000	MULES	900.00	1,000.00	1,020.00	1,000.00
11-200-5145000	NATURAL GAS	693.21	600.00	586.54	750.00
11-200-5147500	SUBSCRIPTIONS & LEGAL ADS - UNREIMBURSED	-	50.00	38.36	50.00
11-200-5147502	NETT TEAM	5,963.70	6,000.00	3,750.42	7,200.00
11-200-5149900	OFFICE FORMS & PRINTING	985.08	1,000.00	248.63	500.00
11-200-5150000	OFFICE SUPPLIES	6,871.53	4,000.00	3,587.01	4,900.00
11-200-5150100	OFFICE EQUIPMENT-REPAIRS	-	500.00	-	500.00
11-200-5157500	POSTAGE AND FREIGHT	2,024.47	1,500.00	1,657.97	1,500.00
11-200-5160000	PROFESSIONAL FEES	19,564.80	-	678.56	-
11-200-5160150	PROMOTIONAL ITEMS	3,486.85	6,000.00	1,299.84	5,000.00
11-200-5172000	Special Events	-	-	-	500.00
11-200-5172010	EVENTS	-	-	465.66	-
11-200-5175000	SUPPLIES	1,568.82	6,000.00	2,070.28	6,000.00
11-200-5176500	Tasers	18,375.74	37,000.00	29,463.74	33,700.00
11-200-5177500	TELECOMMUNICATIONS	16,980.70	21,000.00	15,494.91	24,000.00
11-200-5181000	TRACKABLE ASSETS \$2500 TO \$4999	26,156.98	15,000.00	-	57,400.00
11-200-5185000	VEHICLE MAINTENANCE	25,264.18	18,000.00	23,395.46	25,300.00
11-200-5185500	VEHICLE REPAIRS	18,747.03	15,000.00	11,776.30	15,000.00
OPERATING EXPENSE		\$ 875,584.54	\$ 619,923.20	\$ 478,064.95	\$ 1,103,355.92
PERSONNEL					
11-200-5120000	EMPLOYMENT COSTS	\$ 1,322.19	\$ 6,500.00	\$ 1,698.59	\$ 12,600.00
11-200-5127500	FIRST AID CLAIMS	286.08	7,000.00	112.85	2,000.00
11-200-5137500	MEETINGS AND TRAINING	48,331.68	95,000.00	59,321.69	130,500.00
11-200-5142000	Mileage	150.00	500.00	-	500.00
11-200-5167000	SAFETY PROGRAM	559.72	2,500.00	1,960.06	2,500.00
11-200-5250000	SALARIES	2,930,277.80	3,235,375.07	2,795,641.07	3,775,106.62
11-200-5250500	PAYROLL TAXES	216,957.42	243,108.38	205,824.36	291,237.90
11-200-5251000	GROUP INSURANCE	455,707.67	515,617.16	432,889.85	533,092.60



CITY OF NIXA, MISSOURI 2025 OPERATING AND CAPITAL BUDGET

FUND: 11 GENERAL

Department: Police

		2023 Activity	2024 Amended Budget	2024 Activity (10.5 months)	2025 Budget
11-200-5251500	LAGERS	435,131.21	501,993.85	424,875.11	650,000.00
11-200-5252500	EDUCATION	7,053.36	6,700.00		-
11-200-5253500	WELLNESS PROGRAM	10,950.00	10,000.00	7,766.90	10,000.00
11-200-5254003	UNIFORMS & EQUIPMENT	41,175.42	88,000.00	27,401.79	135,000.00
11-200-5255000	WORK COMP PREMIUM	87,049.14	96,394.04	102,249.91	144,709.54
PERSONNEL		\$ 4,234,951.69	\$ 4,808,688.50	\$ 4,059,742.18	\$ 5,687,246.66
DEBT					
11-200-5184900	VEHICLE LEASE	\$ 248,620.54	\$ 668,947.00	\$ 381,234.41	\$ 595,888.00
11-200-5350500	BOND INTEREST	-	-	-	279,972.67
DEBT		\$ 248,620.54	\$ 668,947.00	\$ 381,234.41	\$ 875,860.67
CAPITAL					
11-200-5450500	CAPITAL-BUILDING	\$ 217,576.61	\$ 1,562,137.76	\$ 524,912.97	\$ 15,394,000.00
11-200-5451004	CAPITAL-IMPROVEMENTS-BUILDING	-	169,591.41	6,319.36	-
11-200-5451500	CAPITAL-VEHICLES	-	50,000.00	40,719.45	-
11-200-5452000	CAPITAL-EQUIPMENT	87,952.99	263,889.00	65,803.35	-
11-200-5452500	CAPITAL-INFRASTRUCTURE	2,811.72	-	55.72	-
CAPITAL		\$ 308,341.32	\$ 2,045,618.17	\$ 637,810.85	\$ 15,394,000.00
TRANSFER OUT					
11-200-5490001	Transfer out to Central Garage	\$ 7,948.35	\$ 12,458.00	\$ 2,915.24	\$ 15,629.22
TRANSFER OUT		\$ 7,948.35	\$ 12,458.00	\$ 2,915.24	\$ 15,629.22
TOTAL APPROPRIATIONS POLICE		\$ 5,675,446.44	\$ 8,155,634.87	\$ 5,559,767.63	\$ 23,076,092.47
Fund 11 - GENERAL: police					
TOTAL ESTIMATED REVENUES		\$ 458,223.47	\$ 2,738,040.97	\$ 2,557,880.46	\$ 18,743,159.62
TOTAL APPROPRIATIONS		5,675,446.44	8,155,634.87	5,559,767.63	23,076,092.47
NET OF REVENUES & APPROPRIATIONS:		\$ (5,217,222.97)	\$ (5,417,593.90)	\$ (3,001,887.17)	\$ (4,332,932.85)



CITY OF NIXA, MISSOURI 2025 OPERATING AND CAPITAL BUDGET

FUND: 11 GENERAL

Department: Parks

		2023 Activity	2024 Amended Budget	2024 Activity (10.5 months)	2025 Budget
Revenues					
SALES, FEES, FINES					
11-400-4000200	CONCESSION CENTER INCOME	\$ 22,036.25	\$ 66,000.00	\$ 64,066.00	\$ 70,000.00
11-400-4001200	DOG PARK FEES	3,399.00	3,500.00	3,041.00	3,000.00
11-400-4020100	CLINIC BASKETBALL INCOME	480.00	1,000.00	540.00	1,000.00
11-400-4020200	CLINIC VOLLEYBALL INCOME	420.00	1,000.00		1,000.00
11-400-4020300	CLINIC SOCCER INCOME	-	1,000.00	410.00	500.00
11-400-4030100	YOUTH BASEBALL-SOFTBALL REGISTRATION	69,554.00	72,870.00	66,725.00	72,700.00
11-400-4050100	YOUTH BASKETBALL REGISTRATION	57,582.63	60,000.00	68,740.81	67,500.00
11-400-4050900	YOUTH TENNIS REGISTRATION	7,600.00	7,750.00	5,650.00	7,750.00
11-400-4080000	ADVERTISING SALES	-	35,000.00		30,000.00
11-400-4090000	AQUATIC ADMISSION	3.00	130,000.00	138,226.00	135,000.00
11-400-4100000	AQUATIC RENTAL	(110.00)	12,000.00	10,597.50	13,000.00
11-400-4110100	JUNIOR LIFEGUARD	-	950.00		960.00
11-400-4110200	SWIM LESSONS	-	16,000.00	11,195.00	16,200.00
11-400-4110300	SWIM TEAM	-	3,500.00	3,095.00	3,500.00
11-400-4110400	AQUA EXERCISE	-	450.00	390.00	1,250.00
11-400-4130100	CANCELLATION FEES	44,225.19	2,010.00	5,720.50	2,500.00
11-400-4153000	FITNESS CLASSES	10,200.00	10,000.00	10,121.56	10,500.00
11-400-4160000	ENRICHMENT CLASS INCOME	6,723.92	4,820.00	2,795.08	600.00
11-400-4180000	FACILITY RENTAL INCOME	16,161.25	11,000.00	14,982.50	11,500.00
11-400-4190000	MARTIAL ARTS CLASSES	6,450.00	6,000.00	4,400.00	6,000.00
11-400-4200100	CENTER MEMBERSHIPS	375,854.53	425,000.00	345,015.65	405,000.00
11-400-4300100	ADULT SPORT PROGRAM INCOME	901.88	925.00	740.00	760.00
11-400-4320000	DAILY ADMISSIONS	35,734.00	35,000.00	33,668.00	35,000.00
11-400-4330000	LOCKER RENTAL	180.00	200.00	365.00	300.00
11-400-4360000	MERCHANDISE SALES	28.00	300.00	271.00	450.00
11-400-4370000	RETURN PAYMENT FEES	2,700.00	1,000.00	2,700.00	1,200.00
11-400-4380000	FITNESS PROGRAMS	3,090.00	2,000.00	2,350.00	2,250.00
11-400-4400100	SOCCER REGISTRATION	65,845.00	61,000.00	75,865.00	70,615.00
11-400-4500200	SPECIAL EVENTS REGISTRATION INCOME	12,105.00	13,000.00	14,340.00	14,000.00
11-400-4510000	SALE OF SURPLUS ITEMS	3,158.00	2,000.00	8,100.00	-
11-400-4550000	CHILDCARE INCOME	100,281.52	105,000.00	97,947.60	105,000.00



CITY OF NIXA, MISSOURI 2025 OPERATING AND CAPITAL BUDGET

FUND: 11 GENERAL

Department: Parks

		2023 Activity	2024 Amended Budget	2024 Activity (10.5 months)	2025 Budget
11-400-4560000	TOT DROP	111.00	100.00	159.00	100.00
11-400-4580000	VOLLEYBALL REGISTRATIONS	17,813.00	16,260.00	21,520.00	19,525.00
11-400-4585000	MISCELLANEOUS YOUTH SPORT PROGRAMS	8,944.00	6,500.00	9,840.00	12,500.00
11-400-4620000	VENDING REBATES	3,512.92	2,500.00	5,280.82	4,500.00
11-400-4650000	Event and Program Sponsorship Revenue	38,085.00	35,000.00	36,900.00	16,000.00
SALES, FEES, FINES		\$ 913,069.09	\$ 1,150,635.00	\$ 1,065,758.02	\$ 1,141,660.00
TRANSFER IN					
11-400-4011100	TRANSFERS IN - ARPA FUNDS	\$ -	\$ 2,000,000.00	\$ -	\$ -
TRANSFER IN		\$ -	\$ 2,000,000.00	\$ -	\$ -
OTHER INCOME					
11-400-4020000	INTEREST INCOME	\$ 93,828.41	\$ 90,800.90	\$ 120,144.61	\$ 75,145.68
11-400-4250200	PARK IMPACT FEES	157,688.00	96,000.00	64,967.00	100,000.00
11-400-4465000	INSURANCE REFUNDS	-	-	11,716.70	-
OTHER INCOME		\$ 251,516.41	\$ 186,800.90	\$ 196,828.31	\$ 175,145.68
GRANTS					
11-400-4070000	GRANT INCOME		\$ -		\$ 2,500.00
11-400-4520000	DONATION INCOME	723.86	500.00	735.00	400.00
GRANTS		\$ 723.86	\$ 500.00	\$ 735.00	\$ 2,900.00
TOTAL REVENUES PARKS		\$ 1,165,309.36	\$ 3,337,935.90	\$ 1,263,321.33	\$ 1,319,705.68

Appropriations

OPERATING EXPENSE					
11-400-5101000	ADVERTISING	\$ 4,230.69	\$ 12,000.00	\$ 2,740.59	\$ 12,000.00
11-400-5101001	SPONSORSHIP	1,493.00	4,000.00	777.00	4,000.00
11-400-5102400	AQUATICS-REPAIR AND MAINTENANCE	126,961.95	18,000.00	13,938.42	20,000.00
11-400-5102700	AQUATICS-ADMINISTRATION	3,252.60	7,000.00	5,126.55	7,000.00
11-400-5102701	JUNIOR LIFE GUARD	-	150.00		100.00
11-400-5102703	SWIM TEAM	561.76	2,450.00	1,796.59	2,450.00
11-400-5104101	YOUTH BASEBALL-SOFTBALL EXPENSE	24,911.15	24,500.00	25,870.71	23,550.00
11-400-5104201	YOUTH BASKETBALL	18,938.15	24,000.00	15,677.00	35,000.00
11-400-5104730	FITNESS CLASSES		400.00	115.00	300.00



CITY OF NIXA, MISSOURI 2025 OPERATING AND CAPITAL BUDGET

FUND: 11 GENERAL

Department: Parks

		2023 Activity	2024 Amended Budget	2024 Activity (10.5 months)	2025 Budget
11-400-5105000	BUILDING MAINTENANCE - SUPPLIES	7,095.78	15,000.00	6,578.59	15,000.00
11-400-5105500	BUILDING MAINTENANCE SERVICES	7,506.88	12,000.00	9,690.59	12,000.00
11-400-5106000	BUILDING REPAIRS	15,424.07	10,000.00	7,633.58	10,000.00
11-400-5107000	CHEMICALS	4,407.25	16,000.00	18,901.50	28,000.00
11-400-5108010	COPIERS	-	-	-	6,600.00
11-400-5108100	ENRICHMENT CLASSES EXPENSE	2,702.16	3,250.00	1,660.17	1,200.00
11-400-5108118	FITNESS PROGRAMS	84.00	-	15.00	400.00
11-400-5109000	MARTIAL ARTS EXPENSES	4,949.00	4,200.00	2,975.00	4,200.00
11-400-5110102	COMPUTER SUBSCRIPTION IT SERVICES	-	26,500.00	26,495.25	35,047.88
11-400-5110503	COMPUTER SERVICES	37,488.90	21,000.00	16,306.61	22,316.57
11-400-5110504	Computer Services - Billable	1,521.91	2,500.00	261.95	750.00
11-400-5111000	COMPUTER EQUIPMENT	7,369.64	9,000.00	992.57	9,000.00
11-400-5112000	CONCESSION SUPPLIES-CENTER	13,971.70	36,800.00	34,135.65	40,000.00
11-400-5117000	DOG PARK	439.78	4,000.00	3,322.41	3,500.00
11-400-5117500	DUES, LICENSES & MEMBERSHIPS	1,511.22	1,800.00	1,642.37	1,800.00
11-400-5122500	EQUIPMENT MAINTENANCE	-	-	327.14	2,500.00
11-400-5123000	EQUIPMENT REPAIRS	2,955.39	1,000.00	3,139.10	2,000.00
11-400-5123500	EQUIPMENT RENTAL	220.00	1,000.00	735.50	1,000.00
11-400-5124500	FACILITIES SUPPLIES	4,885.54	5,000.00	5,101.40	5,000.00
11-400-5128500	FITNESS CENTER MAINTENANCE	5,180.77	7,000.00	2,836.86	7,000.00
11-400-5130000	GASOLINE & DIESEL	5,103.78	5,000.00	3,583.47	5,000.00
11-400-5130050	GRANT EXPENSE	1,600.00	-	-	-
11-400-5131000	GROUNDS MAINTENANCE	5,100.65	9,000.00	773.23	26,500.00
11-400-5131500	GROUNDS-MAINTENANCE SUPPLIES	9,775.56	11,500.00	5,838.58	-
11-400-5131700	GROUNDS-REPAIRS	311.80	9,000.00	6,032.86	10,500.00
11-400-5132500	INSURANCE AND BONDS	35,841.75	42,800.00	46,974.84	62,000.00
11-400-5132555	INSURANCE BROKER FEE	2,148.00	2,212.00	2,212.00	2,400.00
11-400-5132560	JANITORIAL SUPPLIES	4,219.52	7,000.00	5,969.04	7,800.00
11-400-5133001	ADULT SPORT PROGRAMS	131.52	100.00	213.74	100.00
11-400-5135500	MAINTENANCE/SERVICE CONTRACTS	7,301.35	6,300.00	4,862.36	6,232.23
11-400-5138000	MERCHANT CARD FEES	20,870.40	24,000.00	23,104.89	24,000.00
11-400-5139000	MERCHANDISE FOR SALE	-	250.00	-	250.00
11-400-5142400	MISCELLANEOUS SERVICES	-	4,250.00	45.00	-



CITY OF NIXA, MISSOURI 2025 OPERATING AND CAPITAL BUDGET

FUND: 11 GENERAL

Department: Parks

		2023 Activity	2024 Amended Budget	2024 Activity (10.5 months)	2025 Budget
11-400-5142500	MISCELLANEOUS	-	300.00		300.00
11-400-5147500	SUBSCRIPTIONS & LEGAL ADS - UNREIMBURSED	49.58	1,600.00	860.54	1,600.00
11-400-5149900	OFFICE FORMS & PRINTING	18.90	1,000.00	209.65	1,000.00
11-400-5150000	OFFICE SUPPLIES	4,580.10	4,500.00	1,744.12	4,400.00
11-400-5150100	OFFICE EQUIPMENT REPAIRS		750.00		750.00
11-400-5157500	POSTAGE AND FREIGHT	5,462.50	3,400.00	2,248.92	3,500.00
11-400-5160000	PROFESSIONAL FEES	15,841.61	51,000.00	2,359.66	-
11-400-5160150	PROMOTIONAL ITEMS	60.00	1,000.00	1,085.34	1,000.00
11-400-5167300	SPLASH PAD EXPENSE	-	-		2,500.00
11-400-5169002	SUBSCRIPTIONS	965.44	-		-
11-400-5169501	SOCCER EXPENSE	24,136.50	17,800.00	20,681.79	18,200.00
11-400-5172000	SPECIAL EVENTS	2,204.99	3,000.00	2,636.32	3,500.00
11-400-5172010	EVENTS	14,322.67	20,000.00	13,866.67	20,000.00
11-400-5172500	SHOP SUPPLIES & TOOLS	-	-	20.70	-
11-400-5173000	CHILDCARE EXPENSE	6,004.75	10,000.00	10,351.90	10,000.00
11-400-5175000	SUPPLIES	34.46	300.00	490.69	500.00
11-400-5177500	TELECOMMUNICATIONS	2,617.74	2,500.00	2,580.21	3,000.00
11-400-5181000	TRACKABLE ASSETS \$2500 TO \$4999	-	4,000.00		-
11-400-5182000	TOT DROP SUPPLIES	251.88	500.00		350.00
11-400-5185000	VEHICLE MAINTENANCE	1,104.66	2,500.00	909.97	2,000.00
11-400-5185500	VEHICLE REPAIRS	1,289.99	1,500.00		2,000.00
11-400-5186500	VOLLEYBALL	6,002.19	5,352.00	6,618.09	6,000.00
11-400-5187000	MISCELLANEOUS YOUTH SPORT PROGRAMS	9,577.89	10,500.00	7,682.74	4,200.00
11-400-5440000	BUILDING RESERVE	19,050.00	-		-
11-400-5440500	USE OF AQUATICS RESERVE	-	-		78,500.00
OPERATING EXPENSE		\$ 504,043.47	\$ 531,464.00	\$ 382,750.42	\$ 619,796.68
PERSONNEL					
11-400-5120000	EMPLOYMENT COSTS	\$ 10,759.26	\$ 8,500.00	\$ 11,461.59	\$ 9,000.00
11-400-5127500	FIRST AID CLAIMS	-	150.00		150.00
11-400-5137500	MEETINGS AND TRAINING	3,986.86	6,500.00	4,938.47	6,500.00
11-400-5142000	MILEAGE	224.25	250.00		250.00
11-400-5167000	SAFETY PROGRAM	322.27	500.00	1,011.56	500.00
11-400-5250000	SALARIES REGULAR	801,388.48	1,017,750.95	859,044.48	1,054,525.78



CITY OF NIXA, MISSOURI 2025 OPERATING AND CAPITAL BUDGET

FUND: 11 GENERAL

Department: Parks

		2023 Activity	2024 Amended Budget	2024 Activity (10.5 months)	2025 Budget
11-400-5250500	PAYROLL TAXES REGULAR	60,907.72	77,860.24	64,410.76	80,852.35
11-400-5251000	GROUP INSURANCE REGULAR	96,202.65	120,138.64	94,881.15	122,619.86
11-400-5251500	LAGERS REGULAR	65,856.92	93,312.29	61,752.63	71,283.15
11-400-5253500	WELLNESS PROGRAM	-	-	6.83	300.00
11-400-5254000	UNIFORMS	3,150.12	5,500.00	1,490.24	5,000.00
11-400-5255000	WORK COMP PREMIUM	20,608.12	22,256.77	13,614.56	17,627.26
PERSONNEL		\$ 1,063,406.65	\$ 1,352,718.89	\$ 1,112,612.27	\$ 1,368,608.40
CAPITAL					
11-400-5450500	CAPITAL-BUILDING	\$ -	\$ -	\$ -	\$ -
11-400-5451000	CAPITAL-IMPROVEMENTS	681,571.60	106,000.00	35,450.00	150,000.00
11-400-5451004	CAPITAL-IMPROVEMENTS-BUILDING	-	-	-	-
11-400-5451500	CAPITAL-VEHICLES	39,178.00	-	-	-
11-400-5452000	CAPITAL-EQUIPMENT	17,088.67	-	-	27,500.00
11-400-5452500	CAPITAL - INFRASTRUCTURE	-	2,000,000.00	1,139,929.48	550,000.00
CAPITAL		\$ 737,838.27	\$ 2,106,000.00	\$ 1,175,379.48	\$ 727,500.00
TRANSFER OUT					
11-400-5490001	TRANSFERS OUT-CENTRAL GARAGE	\$ 386.13	\$ 605.00	\$ 993.61	\$ 7,814.61
TRANSFER OUT		\$ 386.13	\$ 605.00	\$ 993.61	\$ 7,814.61
TOTAL APPROPRIATIONS PARKS		\$ 2,305,674.52	\$ 3,990,787.89	\$ 2,671,735.78	\$ 2,723,719.69
Fund 11 - GENERAL: parks					
TOTAL ESTIMATED REVENUES		\$ 1,165,309.36	\$ 3,337,935.90	\$ 1,263,321.33	\$ 1,319,705.68
TOTAL APPROPRIATIONS		2,305,674.52	3,990,787.89	2,671,735.78	2,723,719.69
NET OF REVENUES & APPROPRIATIONS:		\$ (1,140,365.16)	\$ (652,851.99)	\$ (1,408,414.45)	\$ (1,404,014.01)



CITY OF NIXA, MISSOURI 2025 OPERATING AND CAPITAL BUDGET

FUND: 11 GENERAL

Department: Planning & Development

		2023 Activity	2024 Amended Budget	2024 Activity (10.5 months)	2025 Budget
Revenues					
SALES, FEES, FINES					
500					
11-500-4001600	BUILDING PERMITS-RESIDENTIAL	\$ 264,180.29	\$ 250,000.00	\$ 148,011.89	\$ 250,000.00
11-500-4001700	BUILDING PERMITS-COMMERCIAL	82,083.67	50,000.00	55,952.00	50,000.00
11-500-4001800	BUILDING PERMITS-MINOR PERMITS	4,269.00	15,000.00	14,121.00	15,000.00
11-500-4150300	PLAN REVIEW FEES	11,300.00	10,000.00	6,700.00	10,000.00
11-500-4154000	COMMERCIAL PLAN REVIEW	12,158.12	12,000.00	10,555.00	12,000.00
11-500-4200300	RENTAL INSPECTIONS	21,000.00	20,000.00	20,000.00	20,000.00
11-500-4500100	REMODEL INSPECTION FEE	1,700.00	2,500.00		2,500.00
11-500-4590000	P & Z APPLICATIONS OF ALL TYPES	4,838.00	3,000.00	2,241.00	3,000.00
11-500-4600100	FINAL PLAT INCOME		1,500.00		1,500.00
SALES, FEES, FINES		\$ 401,529.08	\$ 364,000.00	\$ 257,580.89	\$ 364,000.00
OTHER INCOME					
11-500-4350000	MISCELLANEOUS INCOME	\$ -	\$ 750.00	\$ -	\$ 750.00
11-500-4465000	INSURANCE REFUNDS	-	-	301.19	-
OTHER INCOME		\$ -	\$ 750.00	\$ 301.19	\$ 750.00
TOTAL REVENUES PLANNING & DEVELOPMENT		401,529.08	364,750.00	257,882.08	364,750.00

Appropriations

OPERATING EXPENSE					
11-500-5105000	BUILDING MAINTENANCE - SUPPLIES	\$ 134.06	\$ -	\$ 172.86	\$ 200.00
11-500-5105500	BUILDING MAINTENANCE SERVICES	615.03	-	3,610.18	5,000.00
11-500-5108010	COPIERS	-	-		2,200.00
11-500-5110102	COMPUTER SUBSCRIPTION IT SERVICES	-	7,700.00	12,473.49	23,745.67
11-500-5110503	COMPUTER SERVICES	21,950.78	24,000.00	19,048.10	23,214.55
11-500-5110504	Computer Services - Billable	1,884.83	1,100.00	303.17	1,000.00
11-500-5111000	COMPUTER EQUIPMENT	4,330.43	2,000.00	736.81	2,000.00
11-500-5117500	DUES, LICENSES & MEMBERSHIPS	1,260.72	1,200.00	478.37	1,200.00
11-500-5123000	EQUIPMENT REPAIRS	-	500.00		500.00
11-500-5124500	FACILITIES SUPPLIES	277.71	500.00	1,196.49	1,500.00
11-500-5130000	GASOLINE & DIESEL	4,529.39	5,000.00	4,122.60	5,000.00



CITY OF NIXA, MISSOURI 2025 OPERATING AND CAPITAL BUDGET

FUND: 11 GENERAL

Department: Planning & Development

		2023 Activity	2024 Amended Budget	2024 Activity (10.5 months)	2025 Budget
11-500-5132500	INSURANCE AND BONDS	13,516.01	16,006.00	15,783.53	20,750.00
11-500-5132555	INSURANCE BROKER FEE	806.00	882.00	830.00	882.00
11-500-5132560	Janitorial Supplies	94.38	-	994.13	1,500.00
11-500-5135001	MAPPING	-	11,000.00	10,461.40	-
11-500-5135500	MAINTENANCE/SERVICE CONTRACTS	2,371.43	1,900.00	2,073.80	5,049.30
11-500-5142500	MISCELLANEOUS	185.45	500.00	428.27	500.00
11-500-5147500	SUBSCRIPTIONS & LEGAL ADS - UNREIMBURS	723.90	1,000.00	454.32	1,000.00
11-500-5148000	LEGAL ADS REIMBURSABLE	(9.42)	750.00	(268.56)	750.00
11-500-5149900	OFFICE FORMS & PRINTING	229.47	250.00	318.32	250.00
11-500-5150000	OFFICE SUPPLIES	3,810.90	2,500.00	1,433.47	2,500.00
11-500-5150100	OFFICE EQUIPMENT REPAIRS	-	500.00		500.00
11-500-5151000	OFFICE FURNITURE	-	1,000.00		2,000.00
11-500-5152100	ONLINE PERMIT APPLICATION FEE	306.00	1,500.00	1,095.00	1,500.00
11-500-5157500	POSTAGE AND FREIGHT	1,884.07	2,000.00	1,518.15	2,000.00
11-500-5160000	PROFESSIONAL FEES	5,020.08	6,000.00	2,138.44	10,000.00
11-500-5160150	PROMOTIONAL ITEMS	-	-	78.84	-
11-500-5160500	Fees paid to 3rd party for Commercial PI	13,356.25	12,000.00	23,564.77	12,000.00
11-500-5175000	SUPPLIES	237.52	500.00	82.69	500.00
11-500-5177500	TELECOMMUNICATIONS	2,446.63	2,500.00	2,102.80	2,500.00
11-500-5181000	TRACKABLE ASSETS \$2500 TO \$4999	-	1,000.00		-
11-500-5185000	VEHICLE MAINTENANCE	917.87	750.00	94.96	1,750.00
11-500-5185500	VEHICLE REPAIRS	-	500.00	374.80	500.00
OPERATING EXPENSE		\$ 80,879.49	\$ 105,038.00	\$ 105,701.20	\$ 131,991.52
PERSONNEL					
11-500-5120000	EMPLOYMENT COSTS	\$ 7,637.19	\$ 1,000.00	\$ 569.08	\$ 1,000.00
11-500-5127500	FIRST AID CLAIMS	-	500.00		500.00
11-500-5137500	MEETINGS AND TRAINING	3,881.16	6,000.00	3,811.47	9,000.00
11-500-5142000	MILEAGE	330.00	100.00	73.60	-
11-500-5250000	SALARIES	417,439.83	482,210.03	419,764.34	517,487.19
11-500-5250500	PAYROLL TAXES	31,458.42	36,889.08	31,311.80	40,421.69
11-500-5251000	GROUP INSURANCE	65,308.53	69,720.24	66,284.24	77,471.64
11-500-5251500	LAGERS	62,177.82	78,539.13	64,743.79	89,599.83
11-500-5252500	EDUCATION	4,035.00	5,000.00	2,790.00	5,000.00



CITY OF NIXA, MISSOURI 2025 OPERATING AND CAPITAL BUDGET

FUND: 11 GENERAL

Department: Planning & Development

		2023 Activity	2024 Amended Budget	2024 Activity (10.5 months)	2025 Budget
11-500-5253500	WELLNESS PROGRAM	-	-	16.90	300.00
11-500-5254000	UNIFORMS	1,343.86	1,400.00	770.05	1,400.00
11-500-5255000	WORK COMP PREMIUM	8,353.94	9,025.00	10,461.14	12,994.10
PERSONNEL		\$ 601,965.75	\$ 690,383.48	\$ 600,596.41	\$ 755,174.45
CAPITAL					
11-500-5450011	CAPITAL - INTANGIBLE ASSETS	\$ 16,848.94	\$ 150,000.00	\$ 133,151.06	\$ -
11-500-5451500	CAPITAL-VEHICLES		17,000.00		-
CAPITAL		\$ 16,848.94	\$ 167,000.00	\$ 133,151.06	\$ -
TRANSFER OUT					
11-500-5490001	TRANSFERS OUT-CENTRAL GARAGE	\$ 1,666.03	\$ 2,611.20	\$ 74.10	\$ 1,295.36
TRANSFER OUT		\$ 1,666.03	\$ 2,611.20	\$ 74.10	\$ 1,295.36
TOTAL APPROPRIATIONS PLANNING & DEVELOPMENT		\$ 701,360.21	\$ 965,032.68	\$ 839,522.77	\$ 888,461.33
Fund 11 - GENERAL: planning & development					
TOTAL ESTIMATED REVENUES		\$ 401,529.08	\$ 364,750.00	\$ 257,882.08	\$ 364,750.00
TOTAL APPROPRIATIONS		701,360.21	965,032.68	839,522.77	888,461.33
NET OF REVENUES & APPROPRIATIONS:		\$ (299,831.13)	\$ (600,282.68)	\$ (581,640.69)	\$ (523,711.33)



CITY OF NIXA, MISSOURI 2025 OPERATING AND CAPITAL BUDGET

FUND: 11 GENERAL

Department: Stormwater

		2023 Activity	2024 Amended Budget	2024 Activity (10.5 months)	2025 Budget
Revenues					
TRANSFER IN					
11-600-4011100	TRANSFERS IN - ARPA FUNDS	\$	852,787.00	\$ 391,647.50	\$ -
	TRANSFER IN	\$ -	\$ 852,787.00	\$ 391,647.50	\$ -
OTHER INCOME					
11-600-4020000	INTEREST INCOME	\$ 6,487.45	\$ 4,400.00	\$ 7,145.42	\$ 8,000.00
11-600-4250400	STORMWATER IN-LIEU-OF	14,066.17	-	1,001.00	-
	OTHER INCOME	\$ 20,553.62	\$ 4,400.00	\$ 8,146.42	\$ 8,000.00
SALES, FEES, FINES					
11-600-4300200	REVIEW REIMBURSEMENT	\$ 9,503.63	\$ -	\$ 6,946.18	\$ 11,000.00
	SALES, FEES, FINES	\$ 9,503.63	\$ -	\$ 6,946.18	\$ 11,000.00
TOTAL REVENUES STORMWATER		\$ 30,057.25	\$ 857,187.00	\$ 406,740.10	\$ 19,000.00

Appropriations

OPERATING EXPENSE					
11-600-5110102	COMPUTER SUBSCRIPTION IT SERVICES	\$ -	\$ 6,700.00	\$ 6,426.56	\$ 6,957.19
11-600-5110503	COMPUTER SERVICES	12,090.65	13,000.00	9,181.67	12,199.51
11-600-5110504	Computer Services - Billable	678.13	1,000.00	70.31	250.00
11-600-5116500	DRAINAGE PROJECTS	8,665.25	10,000.00	2,445.23	10,000.00
11-600-5117500	DUES, LICENSES & MEMBERSHIPS	1,817.72	2,000.00	818.37	3,400.00
11-600-5122500	EQUIPMENT MAINTENANCE	(386.93)	1,000.00	-	1,000.00
11-600-5123000	EQUIPMENT REPAIRS	208.46	1,000.00	-	1,000.00
11-600-5123500	EQUIPMENT RENTAL	1,242.50	-	-	2,500.00
11-600-5130000	GASOLINE & DIESEL	1,276.38	2,000.00	673.61	2,000.00
11-600-5135500	MAINTENANCE/SERVICE CONTRACTS	419.16	5,000.00	5,000.00	5,013.98
11-600-5142500	MISCELLANEOUS	252.00	1,000.00	-	1,000.00
11-600-5149900	OFFICE FORMS AND PRINTING	-	-	54.80	150.00
11-600-5150000	OFFICE SUPPLIES	357.73	200.00	68.59	200.00
11-600-5157500	Postage and Freight	101.64	100.00	84.06	150.00
11-600-5160000	PROFESSIONAL FEES	20,097.74	23,000.00	10,937.32	110,000.00
11-600-5165003	PUBLIC EDUCATION	10,000.00	12,000.00	12,000.00	12,000.00



CITY OF NIXA, MISSOURI 2025 OPERATING AND CAPITAL BUDGET

FUND: 11 GENERAL

Department: Stormwater

		2023 Activity	2024 Amended Budget	2024 Activity (10.5 months)	2025 Budget
11-600-5175000	SUPPLIES	414.61	2,000.00	938.82	2,000.00
11-600-5175500	STORMWATER REIMBURSEABLE FEES	10,562.39	10,000.00	1,174.56	-
11-600-5176001	STORMWATER SERVICES	2,581.98	1,000.00	-	1,000.00
11-600-5177500	Telecommunications	-	-	234.94	500.00
11-600-5181000	TRACKABLE ASSETS \$2500 TO \$4999	-	1,000.00	-	1,000.00
11-600-5185000	VEHICLE MAINTENANCE	-	500.00	179.45	500.00
11-600-5185500	VEHICLE REPAIRS	-	500.00	-	500.00
OPERATING EXPENSE		\$ 70,379.41	\$ 93,000.00	\$ 50,288.29	\$ 173,320.68
PERSONNEL					
11-600-5120000	Employment Costs	\$ 22.19	\$ 100.00	\$ 62.59	\$ 100.00
11-600-5137500	MEETINGS AND TRAINING	1,517.41	4,000.00	911.91	4,000.00
11-600-5253500	WELLNESS PROGRAM	-	-	6.83	300.00
PERSONNEL		\$ 1,539.60	\$ 4,100.00	\$ 981.33	\$ 4,400.00
CAPITAL					
11-600-5452500	CAPITAL-INFRASTRUCTURE	\$ 21,914.90	\$ 852,787.00	\$ 393,924.00	\$ 880,000.00
CAPITAL		\$ 21,914.90	\$ 852,787.00	\$ 393,924.00	\$ 880,000.00
TOTAL APPROPRIATIONS STORMWATER		93,833.91	949,887.00	445,193.62	1,057,720.68
Fund 11 - GENERAL: stormwater					
TOTAL ESTIMATED REVENUES		\$ 30,057.25	\$ 857,187.00	\$ 406,740.10	\$ 19,000.00
TOTAL APPROPRIATIONS		93,833.91	949,887.00	445,193.62	1,057,720.68
NET OF REVENUES & APPROPRIATIONS:		\$ (63,776.66)	\$ (92,700.00)	\$ (38,453.52)	\$ (1,038,720.68)



CITY OF NIXA, MISSOURI 2025 OPERATING AND CAPITAL BUDGET

FUND: 13 STREETS

Department: Streets

		2023 Activity	2024 Amended Budget	2024 Activity (10.5 months)	2025 Budget
Revenues					
TRANSFER IN					
13-300-4011100	TRANSFERS IN - ARPA FUNDS	\$ -	\$ 176,048.00	\$ 19,978.52	\$ -
13-300-4011200	TRANSFERS IN-CENTRAL GARAGE	33,194.76	52,042.20	19,433.71	175,510.17
TRANSFER IN		\$ 33,194.76	\$ 228,090.20	\$ 39,412.23	\$ 175,510.17
OTHER INCOME					
13-300-4020000	INTEREST INCOME	\$ 183,139.85	\$ 177,566.00	\$ 182,455.99	\$ 217,000.00
13-300-4130000	PROJECT REIMBURSEMENT	238,359.00	-	-	-
13-300-4350000	MISCELLANEOUS INCOME	6,390.95	-	5,413.36	392.21
13-300-4430000	RESTITUTION	6,565.00	-	6,184.65	7,205.62
13-300-4465000	INSURANCE REFUNDS	-	-	658.02	1,236.54
OTHER INCOME		\$ 434,454.80	\$ 177,566.00	\$ 194,712.02	\$ 225,834.37
GRANTS					
13-300-4070000	GRANT INCOME	\$ 1,538,565.20	\$ 2,049,632.00	\$ 101,722.99	\$ 2,466,401.60
GRANTS		\$ 1,538,565.20	\$ 2,049,632.00	\$ 101,722.99	\$ 2,466,401.60
TAXES					
13-300-4200400	MO MOTOR FUEL TAX	\$ 829,005.79	\$ 630,000.00	\$ 730,627.61	\$ 800,000.00
13-300-4250500	MO MOTOR VEHICLE FEE	106,415.78	94,000.00	88,199.64	105,000.00
13-300-4300400	MO MOTOR VEHICLE SALES TAX	251,621.46	194,907.00	212,352.95	225,000.00
13-300-4400000	TAXES - 1/2 CENT TRANSPORTATION	1,852,445.73	1,924,003.16	1,575,712.44	1,758,254.54
TAXES		\$ 3,039,488.76	\$ 2,842,910.16	\$ 2,606,892.64	\$ 2,888,254.54
SALES, FEES, FINES					
13-300-4510000	SALE OF SURPLUS ITEMS	\$ 18,312.50	\$ 4,250.00	\$ 32,904.00	\$ 35,000.00
SALES, FEES, FINES		\$ 18,312.50	\$ 4,250.00	\$ 32,904.00	\$ 35,000.00
TOTAL REVENUES STREETS		\$ 5,064,016.02	\$ 5,302,448.36	\$ 2,975,643.88	\$ 5,791,000.68
Appropriations					
TRANSFER OUT					
13-300-5100100	ADMINISTRATION FEES	\$ 309,510.96	\$ 344,499.05	\$ 287,082.50	\$ 287,832.79
13-300-5490000	TRANSFERS OUT	-	-	-	18,500.00
TRANSFER OUT		\$ 309,510.96	\$ 344,499.05	\$ 287,082.50	\$ 306,332.79



CITY OF NIXA, MISSOURI 2025 OPERATING AND CAPITAL BUDGET

FUND: 13 STREETS

Department: Streets

		2023	2024	2024 Activity	2025
		Activity	Amended Budget	(10.5 months)	Budget
OPERATING EXPENSE					
13-300-5100500	ADA COMPLIANCE SIDEWALKS EXPENSE	\$ 131,433.00	\$ 290,000.00	\$ 5,386.28	\$ 300,000.00
13-300-5102550	AUDIT EXPENSE	2,437.50	2,590.00	2,962.50	3,000.00
13-300-5105000	BUILDING MAINTENANCE - SUPPLIES	707.18	2,000.00	810.47	2,000.00
13-300-5105500	BUILDING MAINTENANCE SERVICES	8,219.78	3,000.00	3,768.87	3,000.00
13-300-5106000	BUILDING REPAIRS	6,132.00	2,000.00	6,791.75	12,000.00
13-300-5108010	COPIERS	-	-	-	1,900.00
13-300-5110102	COMPUTER SUBSCRIPTION IT SERVICES	-	8,500.00	8,801.55	9,044.15
13-300-5110503	COMPUTER SERVICES	16,267.51	17,000.00	11,045.60	17,416.59
13-300-5110504	Computer Services - Billable	1,285.71	1,200.00	184.83	750.00
13-300-5111000	COMPUTER EQUIPMENT	8,498.22	8,250.00	1,640.34	4,375.00
13-300-5117500	DUES, LICENSES & MEMBERSHIPS	11,479.17	17,000.00	19,315.85	15,770.00
13-300-5118000	Economic Development	875.00	1,000.00	875.00	875.00
13-300-5118500	EMERGENCY MANAGEMENT	86.00	250.00	-	-
13-300-5122500	EQUIPMENT MAINTENANCE	2,633.65	4,500.00	5,545.30	6,000.00
13-300-5123000	EQUIPMENT REPAIRS	6,432.96	10,000.00	3,551.50	11,400.00
13-300-5123500	EQUIPMENT RENTAL	1,390.24	2,500.00	-	2,500.00
13-300-5124500	FACILITIES SUPPLIES	1,790.79	1,200.00	1,561.43	2,000.00
13-300-5130000	GASOLINE & DIESEL	54,331.34	60,000.00	37,112.27	50,000.00
13-300-5131000	Grounds Manitenance	110.06	8,500.00	1,455.69	16,500.00
13-300-5132500	INSURANCE AND BONDS	27,553.17	33,065.00	38,321.66	50,000.00
13-300-5132555	INSURANCE BROKER FEE	1,661.00	1,711.00	1,711.00	1,900.00
13-300-5132560	JANITORIAL SUPPLIES	1,233.99	1,200.00	1,175.70	1,200.00
13-300-5135100	MAINTENANCE PROGRAM	636,043.48	650,000.00	403,432.81	700,000.00
13-300-5135500	MAINTENANCE/SERVICE CONTRACTS	4,951.70	4,400.00	5,309.97	9,037.13
13-300-5138000	MERCHANT CARD FEES	-	-	855.21	-
13-300-5142500	MISCELLANEOUS	399.00	2,000.00	372.00	1,000.00
13-300-5143500	MOSQUITO	-	-	-	-
13-300-5143501	MOWING SUPPLIES	1,289.29	2,000.00	2,749.29	4,000.00
13-300-5145000	NATURAL GAS	4,118.26	6,000.00	4,262.08	7,000.00
13-300-5147500	SUBSCRIPTIONS & LEGAL ADS - UNREIMBURSEI	12.24	50.00	0.63	50.00
13-300-5149900	OFFICE FORMS & PRINTING	120.80	250.00	244.79	250.00
13-300-5150000	OFFICE SUPPLIES	5,969.67	2,000.00	1,069.90	2,400.00



CITY OF NIXA, MISSOURI 2025 OPERATING AND CAPITAL BUDGET

FUND: 13 STREETS

Department: Streets

		2023	2024	2024 Activity	2025
		Activity	Amended Budget	(10.5 months)	Budget
13-300-5151000	OFFICE FURNITURE	-	-		500.00
13-300-5157500	POSTAGE AND FREIGHT	655.06	300.00	1,221.90	2,000.00
13-300-5160000	PROFESSIONAL FEES	10,139.87	133,986.00	73,587.87	153,451.95
13-300-5160150	PROMOTIONAL ITEMS	30.00	1,000.00	523.59	2,000.00
13-300-5165000	RANDOM TESTING	366.87	500.00	711.50	800.00
13-300-5170500	SALT AND DEICING	4,274.05	30,000.00	544.39	30,000.00
13-300-5172500	SHOP SUPPLIES & TOOLS	2,359.12	5,000.00	1,754.15	4,000.00
13-300-5173003	SIGNS AND POSTS	12,755.28	12,000.00	8,625.78	12,000.00
13-300-5173500	STREET MATERIALS	6,639.67	10,000.00	3,242.84	10,000.00
13-300-5174001	TRAFFIC MARKING	35,154.82	40,000.00	13,725.85	40,000.00
13-300-5174501	TRAFFIC SIGNALS	14,033.90	10,000.00	745.00	10,000.00
13-300-5175000	SUPPLIES	3,116.11	4,000.00	2,180.44	4,000.00
13-300-5177500	TELECOMMUNICATIONS	3,156.75	3,000.00	3,033.62	3,000.00
13-300-5181000	TRACKABLE ASSETS \$2500 TO \$4999	2,220.89	10,000.00	6,716.98	10,000.00
13-300-5185000	VEHICLE MAINTENANCE	9,885.60	8,000.00	8,138.83	23,000.00
13-300-5185500	VEHICLE REPAIRS	4,967.96	8,000.00	776.67	5,000.00
13-300-5187501	WEED ABATEMENT	2,647.28	3,500.00	1,815.06	3,500.00
13-300-5280000	EQUIPMENT PROGRAM	28,528.93	30,000.00	3,389.95	65,000.00
OPERATING EXPENSE		\$ 1,078,394.87	\$ 1,451,452.00	\$ 701,048.69	\$ 1,613,619.82
PERSONNEL					
13-300-5120000	EMPLOYMENT COSTS	\$ 3,281.25	\$ 1,000.00	\$ 469.53	\$ 1,000.00
13-300-5127500	FIRST AID CLAIMS	-	1,000.00	62.00	1,000.00
13-300-5137500	MEETINGS AND TRAINING	882.38	9,500.00	424.73	16,075.00
13-300-5142000	MILEAGE	-	-		200.00
13-300-5167000	SAFETY PROGRAM	543.45	1,000.00	1,041.86	1,000.00
13-300-5250000	SALARIES	595,790.13	790,022.36	602,713.74	829,536.94
13-300-5250500	PAYROLL TAXES	42,391.40	60,436.71	43,217.82	63,961.90
13-300-5251000	GROUP INSURANCE	142,235.38	186,130.16	129,080.86	165,551.93
13-300-5251500	LAGERS	84,358.01	127,348.65	88,096.63	144,000.00
13-300-5252500	EDUCATION	-	250.00		7,500.00
13-300-5253500	WELLNESS PROGRAM	-	-	16.96	500.00
13-300-5254000	UNIFORMS	2,844.86	4,000.00	4,361.09	5,000.00
13-300-5255000	WORK COMP PREMIUM	30,393.37	32,826.00	44,560.81	55,691.23



CITY OF NIXA, MISSOURI 2025 OPERATING AND CAPITAL BUDGET

FUND: 13 STREETS

Department: Streets

	2023 Activity	2024 Amended Budget	2024 Activity (10.5 months)	2025 Budget
PERSONNEL	\$ 902,720.23	\$ 1,213,513.88	\$ 914,046.03	\$ 1,291,017.00
DEBT				
13-300-5184900 VEHICLE LEASE	\$ -	\$ 59,000.00	\$ 32,281.51	\$ 75,472.00
DEBT	\$ -	\$ 59,000.00	\$ 32,281.51	\$ 75,472.00
CAPITAL				
13-300-5451004 CAPITAL-IMPROVEMENTS-BUILDING	\$ 79,911.28	\$ 169,591.41	\$ 6,319.36	\$ 169,591.41
13-300-5451500 CAPITAL-VEHICLES	-	58,600.00	52,827.50	6,036.14
13-300-5452000 CAPITAL-EQUIPMENT	16,760.00	220,500.00	208,426.00	27,500.00
13-300-5452500 CAPITAL-INFRASTRUCTURE	2,623,892.60	4,103,083.00	945,320.52	5,398,788.19
CAPITAL	\$ 2,720,563.88	\$ 4,551,774.41	\$ 1,212,893.38	\$ 5,601,915.74
TOTAL APPROPRIATIONS STREETS	\$ 5,011,189.94	\$ 7,620,239.34	\$ 3,147,352.11	\$ 8,888,357.35
Fund 13 - STREET: streets				
TOTAL ESTIMATED REVENUES	\$ 5,064,016.02	\$ 5,302,448.36	\$ 2,975,643.88	\$ 5,791,000.68
TOTAL APPROPRIATIONS	5,011,189.94	7,620,239.34	3,147,352.11	8,888,357.35
NET OF REVENUES & APPROPRIATIONS:	\$ 52,826.08	\$ (2,317,790.98)	\$ (171,708.23)	\$ (3,097,356.67)



CITY OF NIXA, MISSOURI 2025 OPERATING AND CAPITAL BUDGET

FUND: 13 STREETS

Department: Central Garage

		2023	2024	2024 Activity	2025
		Activity	Amended Budget	(10.5 months)	Budget
Appropriations					
OPERATING EXPENSE					
13-350-5105000	BUILDING MAINTENANCE - SUPPLIES	\$ 154.40	\$ 1,000.00	\$ 320.69	\$ 500.00
13-350-5105500	BUILDING MAINTENANCE SERVICES	3,371.86	3,500.00	2,221.16	3,000.00
13-350-5106000	BUILDING REPAIRS	5,055.20	3,500.00	4,400.56	4,000.00
13-350-5108010	COPIERS	-	-	-	1,000.00
13-350-5110102	COMPUTER SUBSCRIPTION IT SERVICES	-	7,200.00	6,767.53	7,106.26
13-350-5110503	COMPUTER SERVICES	17,815.33	19,000.00	9,646.74	17,952.51
13-350-5110504	Computer Services - billable	688.67	1,250.00	70.31	250.00
13-350-5111000	COMPUTER EQUIPMENT	-	500.00	-	-
13-350-5117500	DUES, LICENSES & MEMBERSHIPS	127.72	-	4.37	100.00
13-350-5122500	EQUIPMENT MAINTENANCE	637.82	1,000.00	68.88	1,000.00
13-350-5123000	EQUIPMENT REPAIRS	-	1,000.00	-	1,000.00
13-350-5123500	EQUIPMENT RENTAL	-	200.00	-	-
13-350-5124500	Facilities Supplies	593.89	500.00	328.56	500.00
13-350-5132560	Janitorial Supplies	238.12	800.00	301.12	500.00
13-350-5135500	Maintenance/Service Contracts	990.66	700.00	1,226.63	1,352.95
13-350-5142500	MISCELLANEOUS	-	500.00	39.00	500.00
13-350-5145000	Natural Gas	1,971.12	3,000.00	2,065.84	3,500.00
13-350-5150000	OFFICE SUPPLIES	487.34	700.00	124.79	500.00
13-350-5151000	OFFICE FURNITURE	-	-	214.54	500.00
13-350-5157500	Postage and Freight	107.10	100.00	108.28	100.00
13-350-5165000	Random Testing	66.66	250.00	72.29	250.00
13-350-5172500	SHOP SUPPLIES & TOOLS	1,341.96	4,000.00	920.73	2,500.00
13-350-5175000	SUPPLIES	8,811.77	9,000.00	6,921.30	9,000.00
13-350-5177500	Telecommunications	-	-	234.94	400.00
13-350-5181000	TRACKABLE ASSETS \$2500 TO \$4999	-	2,000.00	-	2,500.00
13-350-5185000	VEHICLE MAINTENANCE	-	-	3,777.62	1,500.00
13-350-5185500	VEHICLE REPAIRS	117.44	200.00	-	1,000.00
OPERATING EXPENSE		\$ 42,577.06	\$ 59,900.00	\$ 39,835.88	\$ 60,511.72
PERSONNEL					
13-350-5120000	Employment Costs	\$ 22.19	\$ 100.00	\$ 62.59	\$ 100.00
13-350-5137500	Meetings and Training	0.34	1,000.00	-	1,000.00



CITY OF NIXA, MISSOURI 2025 OPERATING AND CAPITAL BUDGET

FUND: 13 STREETS

Department: Central Garage

		2023 Activity	2024 Amended Budget	2024 Activity (10.5 months)	2025 Budget
13-350-5167000	Safety Program	211.32	200.00	271.85	400.00
13-350-5253500	WELLNESS PROGRAM	-	-	6.80	300.00
13-350-5254000	UNIFORMS	552.77	500.00	200.06	500.00
13-350-5255000	Work Comp Premium	22.50	45.00	-	-
PERSONNEL		\$ 809.12	\$ 1,845.00	\$ 541.30	\$ 2,300.00
DEBT					
13-350-5184900	VEHICLE LEASE	\$ -	\$ 7,212.00	\$ 7,550.37	\$ 9,000.00
DEBT		\$ -	\$ 7,212.00	\$ 7,550.37	\$ 9,000.00
TOTAL APPROPRIATIONS CENTRAL GARA		43,386.18	68,957.00	47,927.55	71,811.72
Fund 13 - STREET: central garage					
TOTAL ESTIMATED REVENUES		\$ -	\$ -	\$ -	\$ -
TOTAL APPROPRIATIONS		43,386.18	68,957.00	47,927.55	71,811.72
NET OF REVENUES & APPROPRIATIONS:		\$ (43,386.18)	\$ (68,957.00)	\$ (47,927.55)	\$ (71,811.72)



CITY OF NIXA, MISSOURI 2025 OPERATING AND CAPITAL BUDGET
 FUND: 10 ARPA

		2023 Activity	2024 Amended Budget	2024 Activity (10.5 months)	2025 Budget
Revenues					
	OTHER INCOME				
10-111-4020000	INTEREST INCOME	\$ 188,641.31	\$ 161,262.00	\$ 134,159.67	\$ 185,000.00
	OTHER INCOME	\$ 188,641.31	\$ 161,262.00	\$ 134,159.67	\$ 185,000.00
TOTAL REVENUES ARPA		\$ 188,641.31	\$ 161,262.00	\$ 134,159.67	\$ 185,000.00
Appropriations					
	TRANSFER OUT				
10-111-5490000	TRANSFERS OUT	\$ 593,131.33	\$ 4,184,835.00	\$ 449,987.51	\$ 3,798,624.00
	TRANSFER OUT	\$ 593,131.33	\$ 4,184,835.00	\$ 449,987.51	\$ 3,798,624.00
TOTAL APPROPRIATIONS ARPA		\$ 593,131.33	\$ 4,184,835.00	\$ 449,987.51	\$ 3,798,624.00
Fund 10 - ARPA:					
TOTAL ESTIMATED REVENUES		\$ 188,641.31	\$ 161,262.00	\$ 134,159.67	\$ 185,000.00
TOTAL APPROPRIATIONS		593,131.33	4,184,835.00	449,987.51	3,798,624.00
NET OF REVENUES & APPROPRIATIONS:		\$ (404,490.02)	\$ (4,023,573.00)	\$ (315,827.84)	\$ (3,613,624.00)